


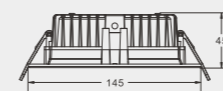


- High brightness LED COB with Ra>90, the lighting efficiency of the whole lamp is more than 80lm/w.
- Different cutout sizes for options, to meet different needs.
- Heat dissipation structure with die casting aluminum conduct heat effectively and quickly to guarantee the normal lifespan of the LED.



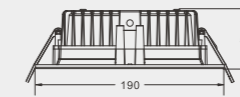
KS-DL02-D-4

Power: 12W/15W
Cutout: 125*125mm
Height: 45mm



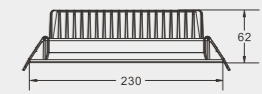
KS-DL02-D-6

Power: 15W/25W/30W
Cutout: 165*165mm
Height: 58mm

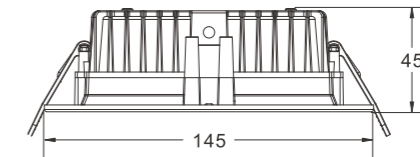
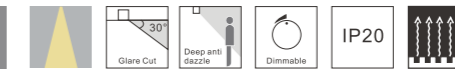


KS-DL02-D-8

Power: 23W/30W/35W
Cutout: 200*200mm
Height: 62mm

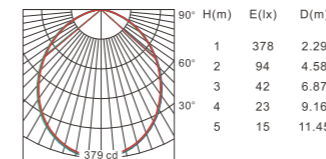
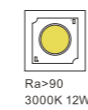


Model	KS-DL02-4	KS-DL02-6	KS-DL02-8
Product Photo			
Dimension(mm)			
Cutout(mm)	125*125	165*165	200*200
Wattage	12W/15W	15W/25W/30W	25W/30W/35W
CCT	2700K 3000K 3500K 4000K	2700K 3000K 3500K 4000K	2700K 3000K 3500K 4000K
CRI	>90	>90	>90
Beam Angle	90°	90°	90°
Lumen	945LM	1588LM	3318LM
IP	IP20	IP20	IP20
Dimming	TRIAC/1-10V/DALI	TRIAC/1-10V/DALI	TRIAC/1-10V/DALI
Reflector Colour			
Colour	White+Iron gray	White+Iron gray	White+Iron gray

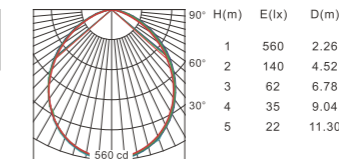
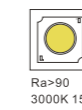


125*125mm

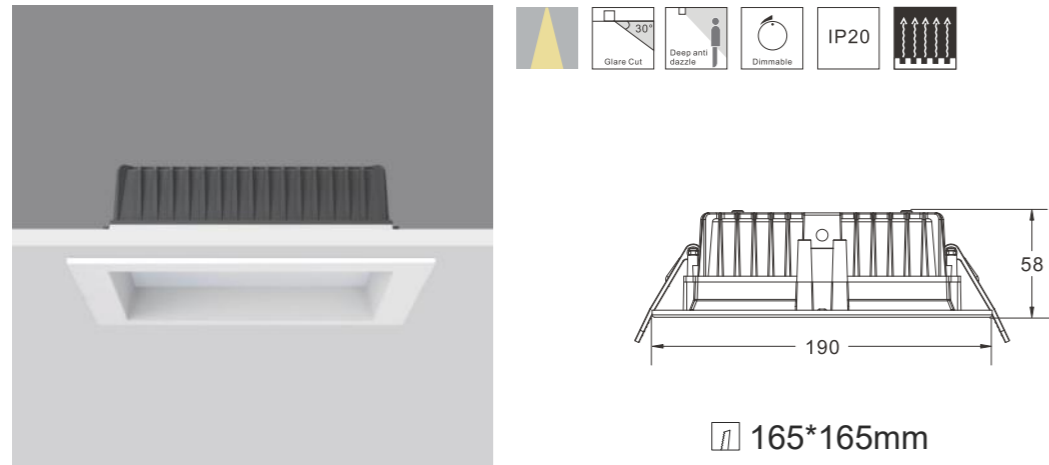
Model	Power	LED voltage	LED Current	CRI	CCT	Beam Angle	LED Output	System output	Dimming Type
KS-DL02-412	12W	36V	300mA	90	2700K	90°	778lm	567lm	ON-OFF TRIAC 1-10V DALI
	12W	36V	300mA	90	3000K	90°	1296lm	946lm	ON-OFF TRIAC 1-10V DALI
	12W	36V	300mA	90	4000K	90°	1555lm	1135lm	ON-OFF TRIAC 1-10V DALI
KS-DL02-415	15W	36V	350mA	90	2700K	90°	907lm	793lm	ON-OFF TRIAC 1-10V DALI
	15W	36V	350mA	90	3000K	90°	1512lm	1322lm	ON-OFF TRIAC 1-10V DALI
	15W	36V	350mA	90	4000K	90°	1814lm	1586lm	ON-OFF TRIAC 1-10V DALI



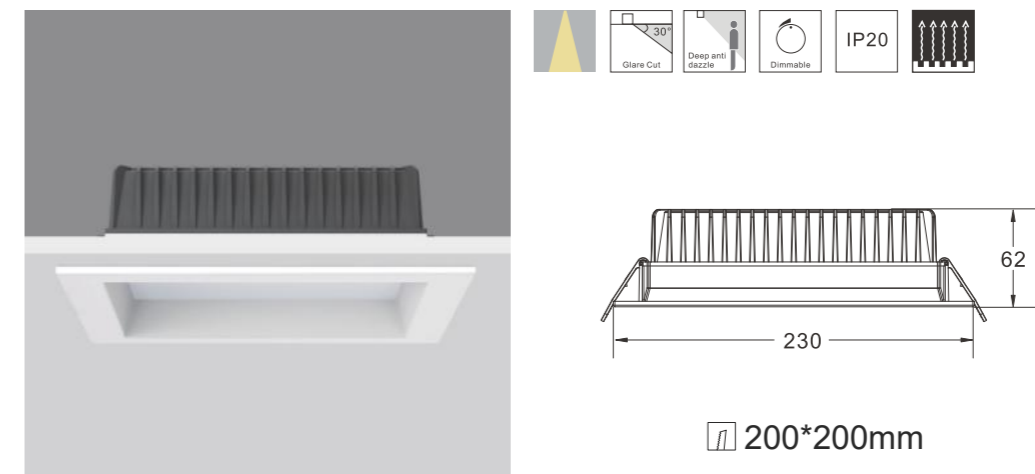
Beam angle 90° Luminous flux 946lm



Beam angle 90° Luminous flux 1322lm



165*165mm



200*200mm

Model	Power	LED voltage	LED Current	CRI	CCT	Beam Angle	LED Output	System output	Dimming Type
KS-DL02-615	15W	36V	350mA	90	2700K	90°	952lm	907lm	ON-OFF TRIAC 1-10V DALI
	15W	36V	350mA	90	3000K	90°	1588lm	1512lm	ON-OFF TRIAC 1-10V DALI
	15W	36V	350mA	90	4000K	90°	1905lm	1814lm	ON-OFF TRIAC 1-10V DALI
KS-DL02-625	25W	36V	600mA	90	2700K	90°	3133lm	1555lm	ON-OFF TRIAC 1-10V DALI
	25W	36V	600mA	90	3000K	90°	3318lm	2592lm	ON-OFF TRIAC 1-10V DALI
	25W	36V	600mA	90	4000K	90°	3981lm	3110lm	ON-OFF TRIAC 1-10V DALI
KS-DL02-630	30W	36V	700mA	90	2700K	90°	2250lm	1814lm	ON-OFF TRIAC 1-10V DALI
	30W	36V	700mA	90	3000K	90°	3751lm	3024lm	ON-OFF TRIAC 1-10V DALI
	30W	36V	700mA	90	4000K	90°	4500lm	3628lm	ON-OFF TRIAC 1-10V DALI

Model	Power	LED voltage	LED Current	CRI	CCT	Beam Angle	LED Output	System output	Dimming Type
KS-DL02-825	25W	36V	600mA	90	2700K	90°	3313lm	1555lm	ON-OFF TRIAC 1-10V DALI
	25W	36V	600mA	90	3000K	90°	3318lm	2592lm	ON-OFF TRIAC 1-10V DALI
	25W	36V	600mA	90	4000K	90°	3981lm	3110lm	ON-OFF TRIAC 1-10V DALI
KS-DL02-830	30W	36V	700mA	90	2700K	90°	2250lm	1814lm	ON-OFF TRIAC 1-10V DALI
	30W	36V	700mA	90	3000K	90°	3751lm	3024lm	ON-OFF TRIAC 1-10V DALI
	30W	36V	700mA	90	4000K	90°	4500lm	3618lm	ON-OFF TRIAC 1-10V DALI
KS-DL02-835	35W	36V	850mA	90	2700K	90°	3691lm	3430lm	ON-OFF TRIAC 1-10V DALI
	35W	36V	850mA	90	3000K	90°	3952lm	3672lm	ON-OFF TRIAC 1-10V DALI
	35W	36V	850mA	90	4000K	90°	4418lm	4105lm	ON-OFF TRIAC 1-10V DALI