

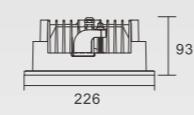
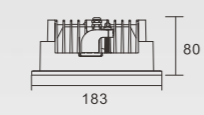
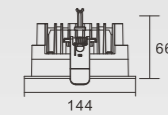
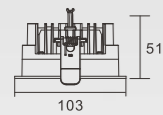


KAS-DL03-L2-3
Power: 9W
Cutout: 90mm
Height: 51mm

KAS-DL03-L2-4
Power: 15W/20W
Cutout: 125-135mm
Height: 66mm

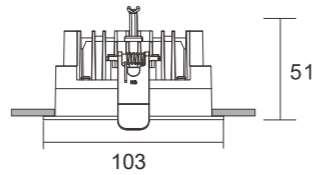
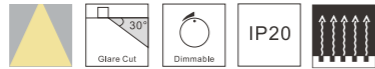
KAS-DL03-L2-6
Power: 20W/30W/40W
Cutout: 160-175mm
Height: 80mm

KAS-DL03-L2-8
Power: 30W/40W/50W
Cutout: 200-215mm
Height: 93mm



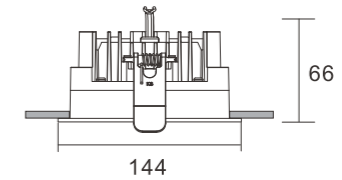
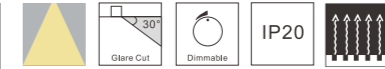
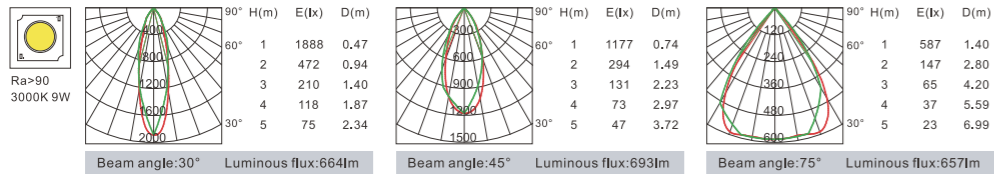
Model	KAS-DL03-L2-3	KAS-DL03-L2-4	KAS-DL03-L2-6	KAS-DL03-L2-8
Product Photo				
Dimension(mm)				
Cutout(mm)	90	125-135	160-175	200-215
Wattage	9W	15W/20W	20W/30W/40W	30W/40W/50W
CCT	2700K 3000K 3500K 4000K 5000K	2700K 3000K 3500K 4000K 5000K	2700K 3000K 3500K 4000K 5000K	2700K 3000K 3500K 4000K 5000K
CRI	>90	>90	>90	>90
Beam Angle	30°/45°/75°	30°/45°/75°	30°/45°/80°	35°/45°/85
Lumen	720LM	1200-1600LM	1800-3200LM	2400-4250LM
IP	IP 20	IP 20	IP 20	IP 20
Dimming	TRIAC/1-10V/DALI	TRIAC/1-10V/DALI	TRIAC/1-10V/DALI	TRIAC/1-10V/DALI
Colour	White+Iron gray	White+Iron gray	White+Iron gray	White+Iron gray

Noah Series
LENS



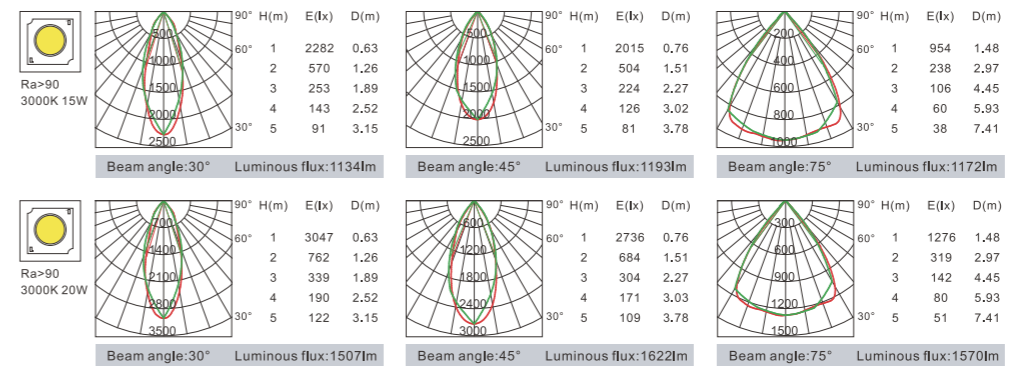
Ø 90mm

Model	Power	LED voltage	LED Current	CRI	CCT	Beam Angle	LED Output	System output	Dimming Type
KAS-DL03-L2-309	9W	36V	250mA	90	2700K	30°	847lm	639lm	ON-OFF TRIAC
						45°	847lm	667lm	1-10V DALI
						75°	847lm	632lm	DALI
	9W	36V	250mA	90	3000K	30°	880lm	664lm	ON-OFF TRIAC
						45°	880lm	693lm	1-10V DALI
						75°	880lm	657lm	DALI
	9W	36V	250mA	90	4000K	30°	895lm	675lm	ON-OFF TRIAC
						45°	895lm	704lm	1-10V DALI
						75°	895lm	668lm	DALI

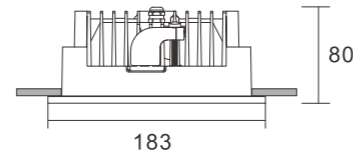
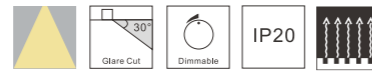


Ø 125-135mm

Model	Power	LED voltage	LED Current	CRI	CCT	Beam Angle	LED Output	System output	Dimming Type
KAS-DL03-L2-415	15W	36V	350mA	90	2700K	30°	1481lm	1091lm	ON-OFF TRIAC
						45°	1481lm	1148lm	1-10V DALI
						75°	1481lm	1096lm	DALI
	15W	36V	350mA	90	3000K	30°	1538lm	1134lm	ON-OFF TRIAC
						45°	1538lm	1193lm	1-10V DALI
						75°	1538lm	1172lm	DALI
	15W	36V	350mA	90	4000K	30°	1565lm	1153lm	ON-OFF TRIAC
						45°	1565lm	1179lm	1-10V DALI
						75°	1565lm	1192lm	DALI
KAS-DL03-L2-420	20W	36V	500mA	90	2700K	30°	2077lm	1447lm	ON-OFF TRIAC
						45°	2077lm	1558lm	1-10V DALI
						75°	2077lm	1508lm	DALI
	20W	36V	500mA	90	3000K	30°	2162lm	1507lm	ON-OFF TRIAC
						45°	2162lm	1622lm	1-10V DALI
						75°	2162lm	1570lm	DALI
	20W	36V	500mA	90	4000K	30°	2194lm	1529lm	ON-OFF TRIAC
						45°	2194lm	1646lm	1-10V DALI
						75°	2194lm	1593lm	DALI

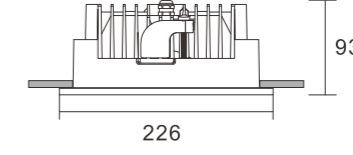
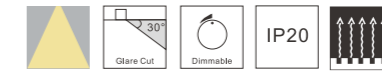


Noah Series
LENS



⌀ 160-175mm

Model	Power	LED voltage	LED Current	CRI	CCT	Beam Angle	LED Output	System output	Dimming Type
KAS-DL03-L2-620	20W	36V	500mA	90	2700K	30°	2077lm	1632lm	ON-OFF
						45°	2077lm	1702lm	TRIAC
						80°	2077lm	1657lm	1-10V DALI
	20W	36V	500mA	90	3000K	30°	2162lm	1699lm	ON-OFF
						45°	2162lm	1772lm	TRIAC
						80°	2162lm	1725lm	1-10V DALI
	20W	36V	500mA	90	4000K	30°	2194lm	1724lm	ON-OFF
						45°	2194lm	1798lm	TRIAC
						80°	2194lm	1750lm	1-10V DALI
KAS-DL03-L2-630	30W	36V	700mA	90	2700K	30°	1814lm	1343lm	ON-OFF
						45°	1814lm	1403lm	TRIAC
						80°	1814lm	1358lm	1-10V DALI
	30W	36V	700mA	90	3000K	30°	3024lm	2239lm	ON-OFF
						45°	3024lm	2340lm	TRIAC
						80°	3024lm	2264lm	1-10V DALI
	30W	36V	700mA	90	4000K	30°	3628lm	2686lm	ON-OFF
						45°	3628lm	2807lm	TRIAC
						80°	3628lm	2716lm	1-10V DALI
KAS-DL03-L2-640	40W	36V	1000mA	90	2700K	30°	3430lm	2816lm	ON-OFF
						45°	3430lm	2950lm	TRIAC
						80°	3430lm	2872lm	1-10V DALI
	40W	36V	1000mA	90	3000K	30°	3888lm	3195lm	ON-OFF
						45°	3888lm	3344lm	TRIAC
						80°	3888lm	3256lm	1-10V DALI
	40W	36V	1000mA	90	4000K	30°	4105lm	3373lm	ON-OFF
						45°	4105lm	3530lm	TRIAC
						80°	4105lm	3437lm	1-10V DALI



⌀ 200-215mm

Model	Power	LED voltage	LED Current	CRI	CCT	Beam Angle	LED Output	System output	Dimming Type
KAS-DL03-L2-830	30W	36V	700mA	90	2700K	30°	1814lm	1348lm	ON-OFF
						45°	1814lm	1412lm	TRIAC
						80°	1814lm	1363lm	1-10V DALI
	30W	36V	700mA	90	3000K	30°	3024lm	2248lm	ON-OFF
						45°	3024lm	2355lm	TRIAC
						80°	3024lm	2273lm	1-10V DALI
	30W	36V	700mA	90	4000K	30°	3628lm	2697lm	ON-OFF
						45°	3628lm	2825lm	TRIAC
						80°	3628lm	2726lm	1-10V DALI
KAS-DL03-L2-840	40W	36V	1000mA	90	2700K	35°	3430lm	2922lm	ON-OFF
						45°	3430lm	2980lm	TRIAC
						85°	3430lm	2886lm	1-10V DALI
	40W	36V	1000mA	90	3000K	35°	3888lm	3313lm	ON-OFF
						45°	3888lm	3378lm	TRIAC
						85°	3888lm	3272lm	1-10V DALI
	40W	36V	1000mA	90	4000K	35°	4105lm	3497lm	ON-OFF
						45°	4105lm	3566lm	TRIAC
						85°	4105lm	3454lm	1-10V DALI
KAS-DL03-L2-850	50W	36V	1200mA	90	2700K	35°	4970lm	3880lm	ON-OFF
						45°	4970lm	4040lm	TRIAC
						85°	4970lm	3946lm	1-10V DALI
	50W	36V	1200mA	90	3000K	35°	5184lm	4048lm	ON-OFF
						45°	5184lm	4214lm	TRIAC
						85°	5184lm	4116lm	1-10V DALI
	50W	36V	1200mA	90	4000K	35°	5524lm	4313lm	ON-OFF
						45°	5524lm	4490lm	TRIAC
						85°	5524lm	4385lm	1-10V DALI