


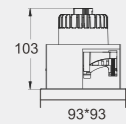
N arrow-trim S emi-closed Grille Light

Multiple versions embrace the concept of innovation with a good performance, uniqueness, durability and versatility; highlighting the characteristics of Kam's grille light.



KAS-BL03R-B1

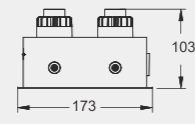
Power: 10W/15W/20W/30W
Cutout: 82*82/112*112mm
Height: 103/120/140mm



82*82/112*112mm

KAS-BL03R-B2

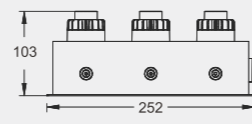
Power: 2*10W/2*15W/2*20W/2*30W
Cutout: 165*85/222*112mm
Height: 103/120/140mm



165*85/222*112mm

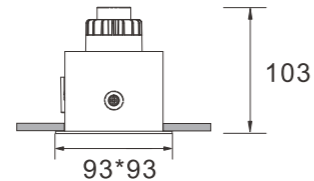
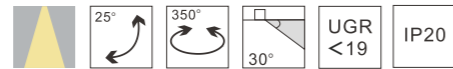
KAS-BL03R-B3

Power: 3*10W/3*15W/3*20W/3*30W
Cutout: 240*82/332*112mm
Height: 103/120/140mm



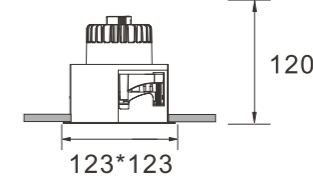

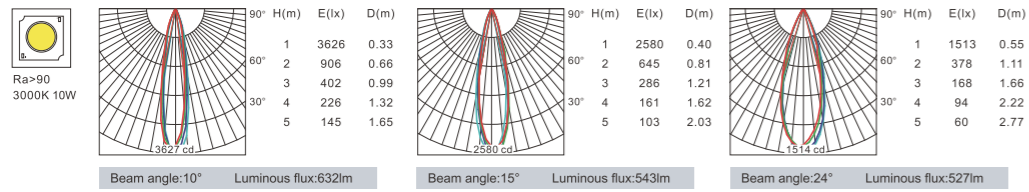
240*80/332*112mm

Model	KAS-BL03R-B1	KAS-BL03R-B2	KAS-BL03R-B3
Product Photo			
Dimension(mm)			
Cutout(mm)	82*82/112*112	165*85/222*112	240*82/332*112
Wattage	10W/15W/20W/30W	2*10W/2*15W/2*20W/2*30W	3*10W/3*15W/3*20W/3*30W
CCT	2700K 3000K 3500K 4000K 5000K	2700K 3000K 3500K 4000K 5000K	2700K 3000K 3500K 4000K 5000K
CRI	>90	>90	>90
Beam Angle	10°/15°/24°/30°/36°/60°	10°/15°/24°/30°/36°/60°	10°/15°/24°/30°/36°/60°
Lumen	600LM	1950LM	1200LM
IP	IP 20	IP 20	IP 20
Dimming	TRIAC/1-10V/DALI	TRIAC/1-10V/DALI	TRIAC/1-10V/DALI
Colour	White+Iron gray	White+Iron gray	White+Iron gray



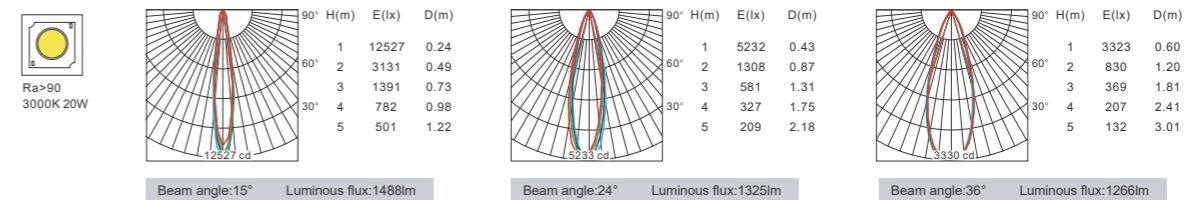
82*82mm

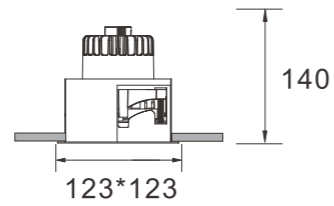
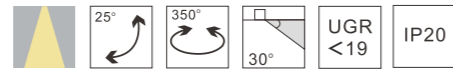
Model	Power	LED voltage	LED Current	CRI	CCT	Beam Angle	LED Output	System output	Dimming Type
KAS-BL03R-B1-310	10W	34V	250mA	90	2700K	10°	965lm	600lm	ON-OFF TRIAC 1-10V DALI
						15°	965lm	516lm	
						24°	965lm	501lm	
						30°	965lm	548lm	
						36°	965lm	412lm	
10W	34V	250mA	90	3000K	10°	1015lm	632lm	ON-OFF TRIAC 1-10V DALI	
					15°	1015lm	543lm		
					24°	1015lm	527lm		
					30°	1015lm	577lm		
					36°	1015lm	434lm		
10W	34V	250mA	90	4000K	10°	1077lm	670lm	ON-OFF TRIAC 1-10V DALI	
					15°	1077lm	576lm		
					24°	1077lm	559lm		
					30°	1077lm	612lm		
					36°	1077lm	460lm		



112*112mm

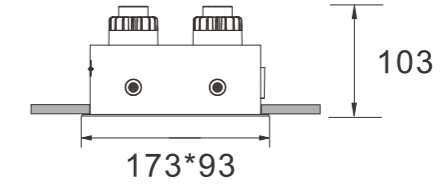

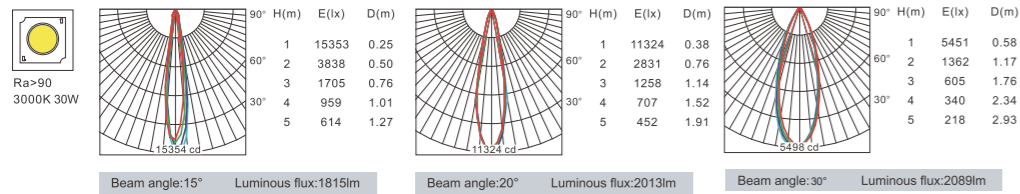
Model	Power	LED voltage	LED Current	CRI	CCT	Beam Angle	LED Output	System output	Dimming Type
KAS-BL03R-B1-415	15W	34V	350mA	90	2700K	15°	1314lm	868lm	ON-OFF TRIAC 1-10V DALI
						24°	1314lm	1203lm	
						30°	1314lm	1074lm	
						36°	1314lm	1013lm	
						60°	1314lm	967lm	
15W	34V	350mA	90	3000K	15°	1383lm	914lm	ON-OFF TRIAC 1-10V DALI	
					24°	1383lm	1267lm		
					30°	1383lm	1131lm		
					36°	1383lm	1067lm		
					60°	1383lm	1018lm		
15W	34V	350mA	90	4000K	15°	1467lm	969lm	ON-OFF TRIAC 1-10V DALI	
					24°	1467lm	1343lm		
					30°	1467lm	1199lm		
					36°	1467lm	1131lm		
					60°	1467lm	1079lm		
KAS-BL03R-B1-420	20W	34V	500mA	90	2700K	15°	1877lm	1414lm	ON-OFF TRIAC 1-10V DALI
						24°	1877lm	1259lm	
						30°	1877lm	1203lm	
						36°	1877lm	1398lm	
						60°	1877lm	1336lm	
20W	34V	500mA	90	3000K	15°	1975lm	1488lm	ON-OFF TRIAC 1-10V DALI	
					24°	1975lm	1325lm		
					30°	1975lm	1266lm		
					36°	1975lm	1472lm		
					60°	1975lm	1406lm		
20W	34V	500mA	90	4000K	15°	2095lm	1578lm	ON-OFF TRIAC 1-10V DALI	
					24°	2095lm	1405lm		
					30°	2095lm	1342lm		
					36°	2095lm	1561lm		
					60°	2095lm	1491lm		





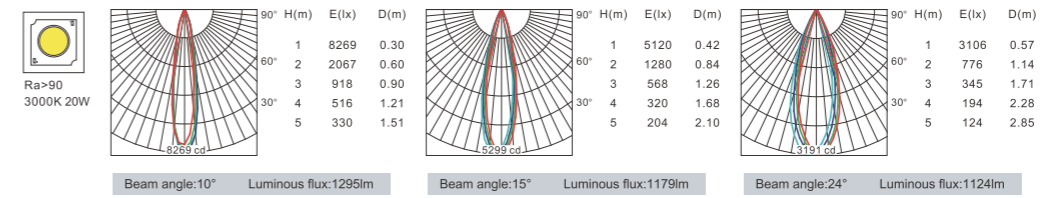
112*112mm

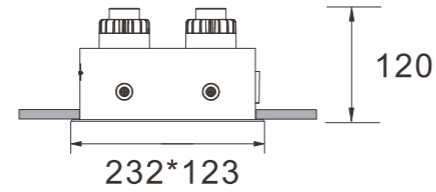


Model	Power	LED voltage	LED Current	CRI	CCT	Beam Angle	LED Output	System output	Dimming Type
KAS-BL03R-B1-430	30W	34V	800mA	90	2700K	15°	2737lm	1727lm	ON-OFF TRIAC 1-10V DALI
						24°	2737lm	1915lm	
						30°	2737lm	1988lm	
						36°	2737lm	2127lm	
						60°	2737lm	2208lm	
30W	34V	800mA	90	3000K	15°	2876lm	1815lm	ON-OFF TRIAC 1-10V DALI	
					24°	2876lm	2013lm		
					30°	2876lm	2089lm		
					36°	2876lm	2236lm		
					60°	2876lm	2321lm		
30W	34V	800mA	90	4000K	15°	3052lm	1926lm	ON-OFF TRIAC 1-10V DALI	
					24°	3052lm	2136lm		
					30°	3052lm	2216lm		
					36°	3052lm	2372lm		
					60°	3052lm	2463lm		



162*82mm

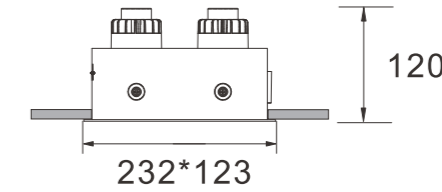
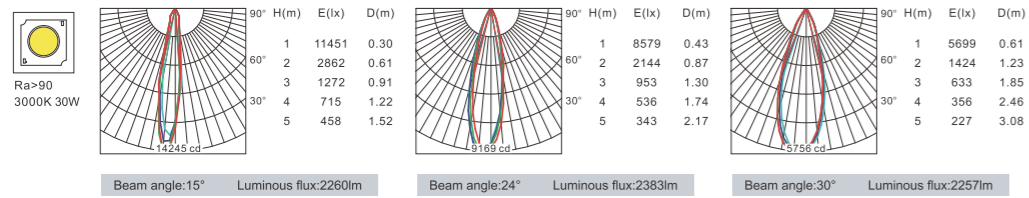
Model	Power	LED voltage	LED Current	CRI	CCT	Beam Angle	LED Output	System output	Dimming Type
KAS-BL03R-B2-320	2*10W	34V	2*250mA	90	2700K	10°	1930lm	1231lm	ON-OFF TRIAC 1-10V DALI
						15°	1930lm	1120lm	
						24°	1930lm	1068lm	
						30°	1930lm	1245lm	
						36°	1930lm	1186lm	
2*10W	34V	2*250mA	90	3000K	10°	2030lm	1295lm	ON-OFF TRIAC 1-10V DALI	
					15°	2030lm	1179lm		
					24°	2030lm	1124lm		
					30°	2030lm	1310lm		
					36°	2030lm	1248lm		
2*10W	34V	2*250mA	90	4000K	10°	2154lm	2508lm	ON-OFF TRIAC 1-10V DALI	
					15°	2154lm	1251lm		
					24°	2154lm	1192lm		
					30°	2154lm	1390lm		
					36°	2154lm	1324lm		





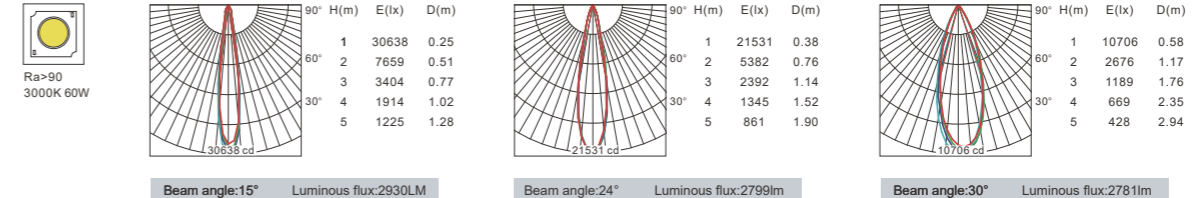
222*112mm

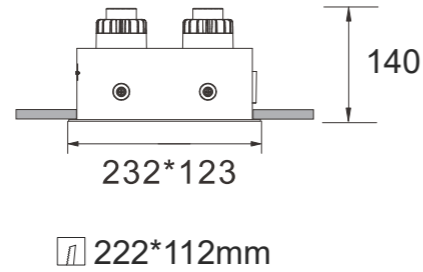
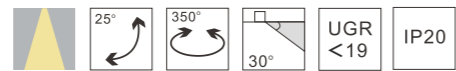
Model	Power	LED voltage	LED Current	CRI	CCT	Beam Angle	LED Output	System output	Dimming Type
KAS-BL03R-B2-430	2*15W	34V	2*350mA	90	2700K	15°	2628lm	2147lm	ON-OFF TRIAC 1-10V DALI
						24°	2628lm	2264lm	
						30°	2628lm	2141lm	
						36°	2628lm	2382lm	
						60°	2628lm	2256lm	
	2*15W	34V	2*350mA	90	3000K	15°	2766lm	2260lm	ON-OFF TRIAC 1-10V DALI
						24°	2766lm	2383lm	
						30°	2766lm	2254lm	
						36°	2766lm	2508lm	
						60°	2766lm	2375lm	
	2*15W	34V	2*350mA	90	4000K	15°	2934lm	2397lm	ON-OFF TRIAC 1-10V DALI
						24°	2934lm	2527lm	
						30°	2934lm	2390lm	
						36°	2934lm	2677lm	
						60°	2934lm	2519lm	



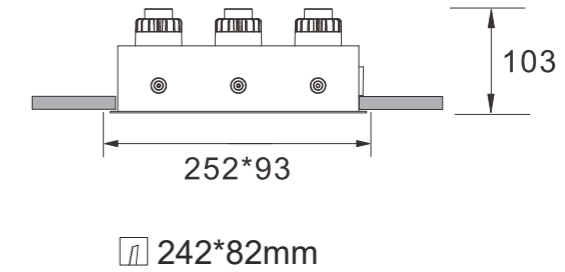

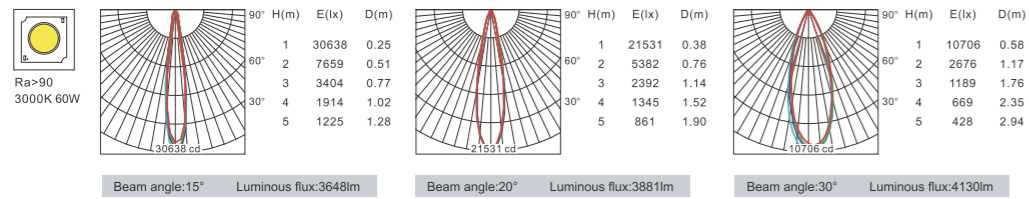
222*112mm

Model	Power	LED voltage	LED Current	CRI	CCT	Beam Angle	LED Output	System output	Dimming Type
KAS-BL03R-B2-440	2*20W	34V	2*500mA	90	2700K	10°	3754lm	2457lm	ON-OFF TRIAC 1-10V DALI
						15°	3754lm	2564lm	
						24°	3754lm	2660lm	
						30°	3754lm	2643lm	
						36°	3754lm	2503lm	
	2*20W	34V	2*500mA	90	3000K	10°	3950lm	2586lm	ON-OFF TRIAC 1-10V DALI
						15°	3950lm	2930lm	
						24°	3950lm	2799lm	
						30°	3950lm	2781lm	
						36°	3950lm	2634lm	
	2*20W	34V	2*500mA	90	4000K	10°	4190lm	2743lm	ON-OFF TRIAC 1-10V DALI
						15°	4190lm	3108lm	
						24°	4190lm	2969lm	
						30°	4190lm	2949lm	
						36°	4190lm	2794lm	

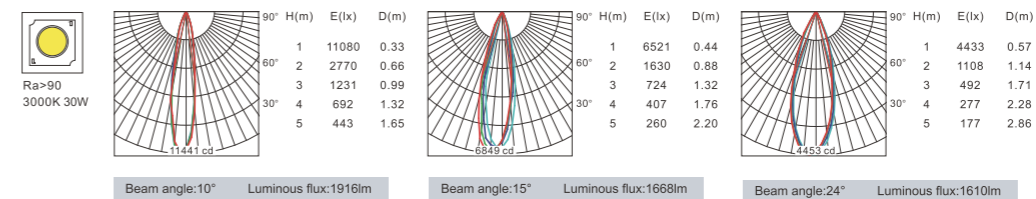


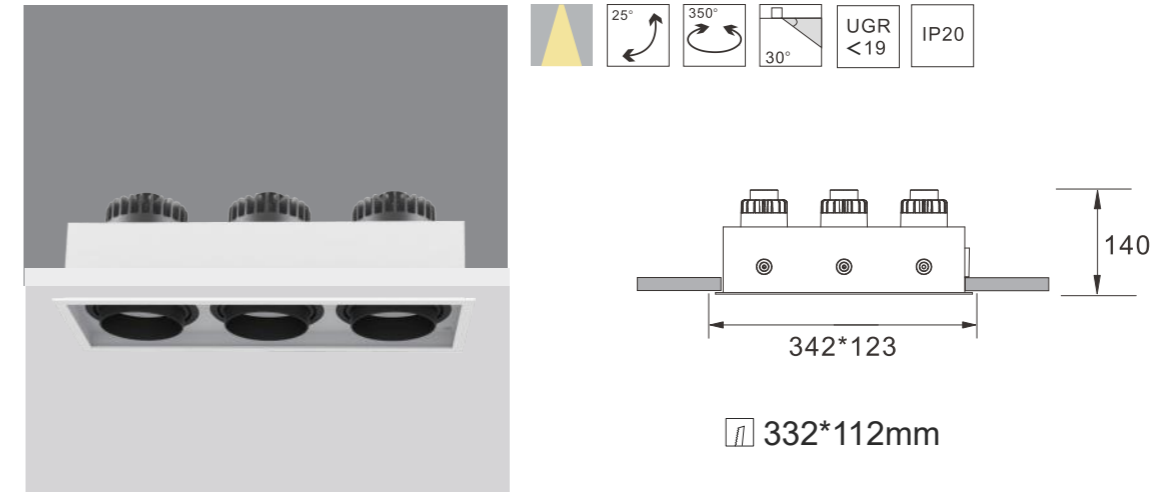
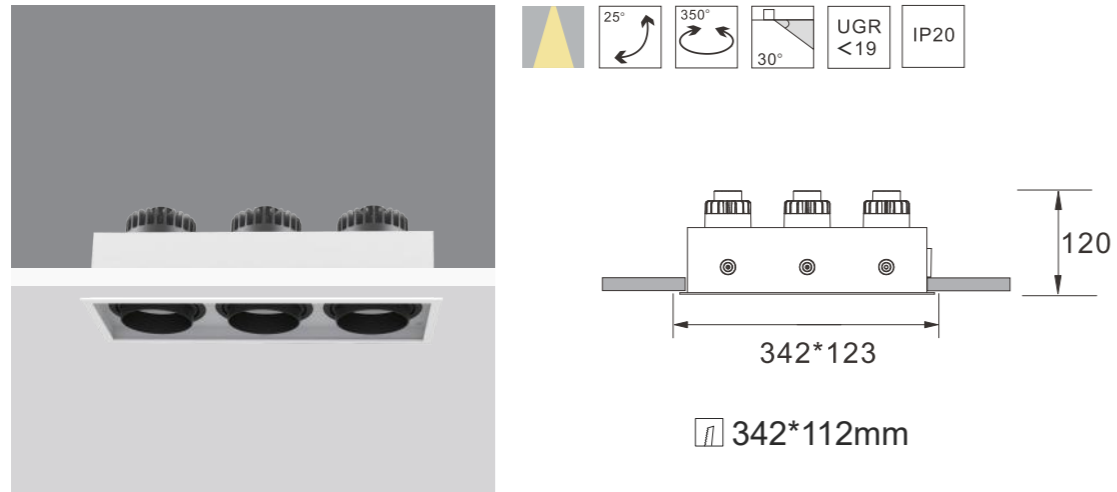


Model	Power	LED voltage	LED Current	CRI	CCT	Beam Angle	LED Output	System output	Dimming Type
KAS-BL03R-B2-460	2*30W	34V	2*700mA	90	2700K	15°	5474lm	3471lm	ON-OFF TRIAC 1-10V DALI
						24°	5474lm	3693lm	
						30°	5474lm	3693lm	
						36°	5474lm	3887lm	
						60°	5474lm	4136lm	
2*30W	34V	2*700mA	90	3000K	15°	5752lm	3648lm	ON-OFF TRIAC 1-10V DALI	
					24°	5752lm	3881lm		
					30°	5752lm	4130lm		
					36°	5752lm	4085lm		
					60°	5752lm	4347lm		
2*30W	34V	2*700mA	90	4000K	15°	6104lm	3871lm	ON-OFF TRIAC 1-10V DALI	
					24°	6104lm	4118lm		
					30°	6104lm	4382lm		
					36°	6104lm	4334lm		
					60°	6104lm	4613lm		



Model	Power	LED voltage	LED Current	CRI	CCT	Beam Angle	LED Output	System output	Dimming Type
KAS-BL03R-B3-330	30W	34V	3*250mA	90	2700K	10°	2895lm	1821lm	ON-OFF TRIAC 1-10V DALI
						15°	2895lm	1569lm	
						24°	2895lm	1530lm	
						30°	2895lm	1782lm	
						36°	2895lm	1699lm	
30W	34V	3*250mA	90	3000K	10°	3045lm	1916lm	ON-OFF TRIAC 1-10V DALI	
					15°	3045lm	1668lm		
					24°	3045lm	1610lm		
					30°	3045lm	1875lm		
					36°	3045lm	1788lm		
30W	34V	3*250mA	90	4000K	10°	3231lm	2033lm	ON-OFF TRIAC 1-10V DALI	
					15°	3231lm	1769lm		
					24°	3231lm	1708lm		
					30°	3231lm	1989lm		
					36°	3231lm	1897lm		





Model	Power	LED voltage	LED Current	CRI	CCT	Beam Angle	LED Output	System output	Dimming Type
KAS-BL03R-B3-445 45W	45W	34V	3*350mA	90	2700K	15°	3942lm	2722lm	ON-OFF TRIAC 1-10V DALI
						24°	3942lm	2932lm	
						30°	3942lm	2768lm	
						36°	3942lm	3258lm	
						60°	3942lm	3075lm	
	45W	34V	3*350mA	90	3000K	15°	4149lm	2865lm	ON-OFF TRIAC 1-10V DALI
						24°	4149lm	3087lm	
						30°	4149lm	2914lm	
						36°	4149lm	3430lm	
						60°	4149lm	3237lm	
	45W	34V	3*350mA	90	4000K	15°	4401lm	3039lm	ON-OFF TRIAC 1-10V DALI
						24°	4401lm	3274lm	
						30°	4401lm	3090lm	
						36°	4401lm	3638lm	
						60°	4401lm	3433lm	
KAS-BL03R-B3-460 60W	60W	34V	3*500mA	90	2700K	15°	5631lm	3477lm	ON-OFF TRIAC 1-10V DALI
						24°	5631lm	3574lm	
						30°	5631lm	3374lm	
						36°	5631lm	3970lm	
						60°	5631lm	3749lm	
	60W	34V	3*500mA	90	3000K	15°	5925lm	3659lm	ON-OFF TRIAC 1-10V DALI
						24°	5925lm	3761lm	
						30°	5925lm	3551lm	
						36°	5925lm	4178lm	
						60°	5925lm	3945lm	
	60W	34V	3*500mA	90	4000K	15°	6285lm	3881lm	ON-OFF TRIAC 1-10V DALI
						24°	6285lm	3791lm	
						30°	6285lm	3576lm	
						36°	6285lm	4431lm	
						60°	6285lm	4184lm	

Model	Power	LED voltage	LED Current	CRI	CCT	Beam Angle	LED Output	System output	Dimming Type
KAS-BL03R-B3-490 90W	90W	34V	3*700mA	90	2700K	15°	8211lm	5272lm	ON-OFF TRIAC 1-10V DALI
						20°	8211lm	5659lm	
						30°	8211lm	5851lm	
						36°	8211lm	6281lm	
						45°	8211lm	6501lm	
	90W	34V	3*700mA	90	3000K	15°	8628lm	5540lm	ON-OFF TRIAC 1-10V DALI
						20°	8628lm	5947lm	
						30°	8628lm	6149lm	
						36°	8628lm	6607lm	
						45°	8628lm	6832lm	
	90W	34V	3*700mA	90	4000K	15°	9156lm	5879lm	ON-OFF TRIAC 1-10V DALI
						20°	9156lm	6310lm	
						30°	9156lm	6525lm	
						36°	9156lm	7011lm	
						45°	9156lm	7250lm	

