


Small size, product series, to achieve more creative lighting.
Good concealment, see the light but not the light. Integral lamp body structure, good heat dissipation effect, effectively extend the lamp life. Suitable for key lighting places.

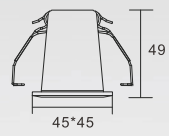


49mm

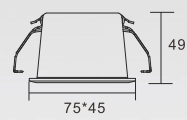
- Cree chip, Ra>90, no uv radiation, little heat emission.
- Professional aluminum reflector, can effectively block back scattering light for secondary reflection, reducing the loss of light efficiency.
- It adopts passive heat dissipation technology and is equipped with highly efficient wave-shaped radiator, which can carry out air convection heat dissipation before and after, increase the area of heat exchange surface, and the heat dissipation area is more than 10% higher than that of ordinary radiator.
- Deep shading Angle, see the light but not the lamp.




KS-BL01R-1D-04
Power: 2W
Cutout: 37*37mm
Height: 49mm



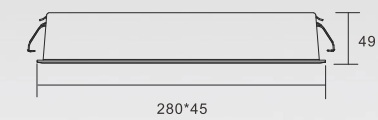
KS-BL01R-2D-07
Power: 4W
Cutout: 68*37mm
Height: 49mm



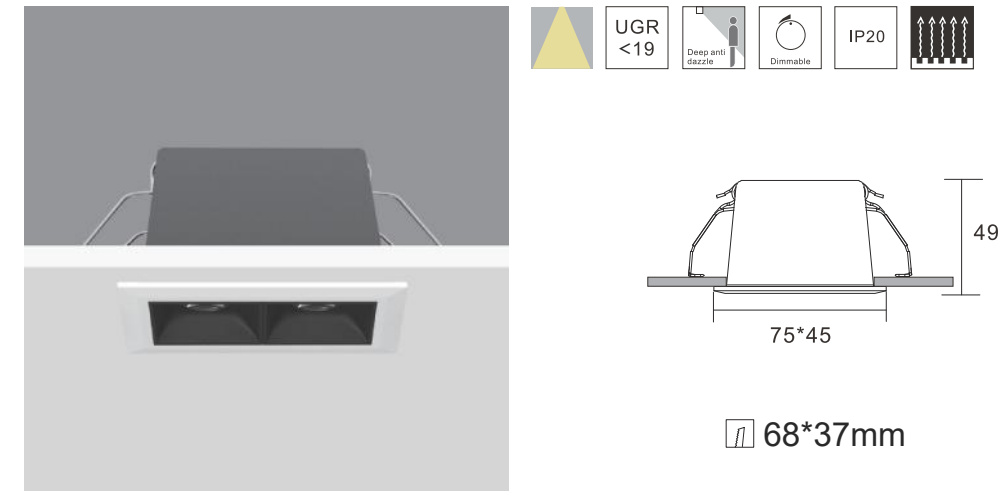
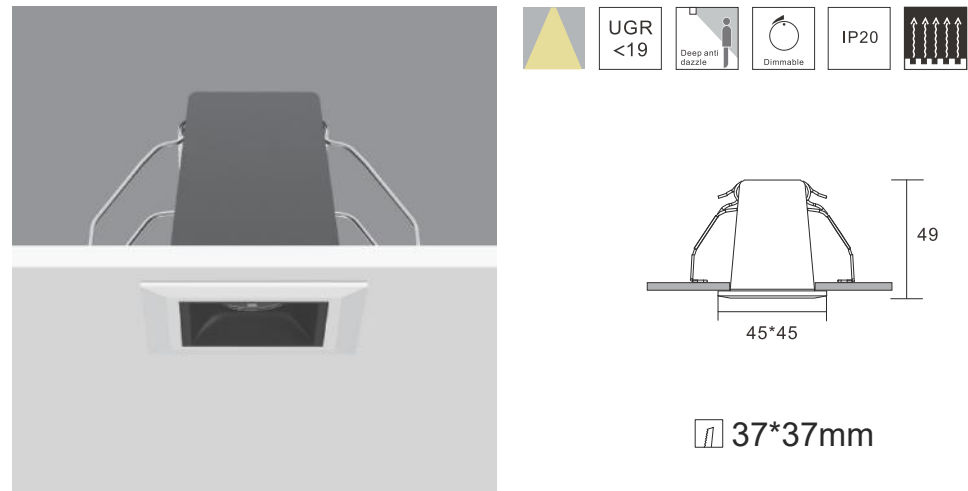
KS-BL01R-5D-14
Power: 10W
Cutout: 140*37mm
Height: 49mm



KS-BL01R-10D-28
Power: 20W
Cutout: 273*37mm
Height: 49mm

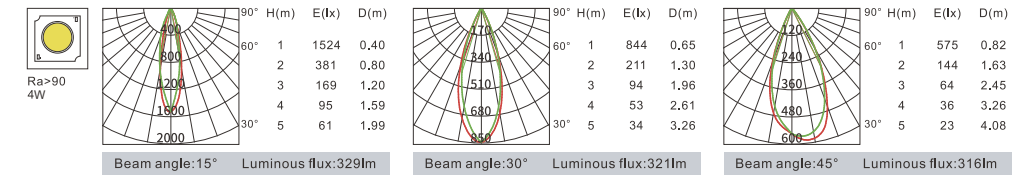
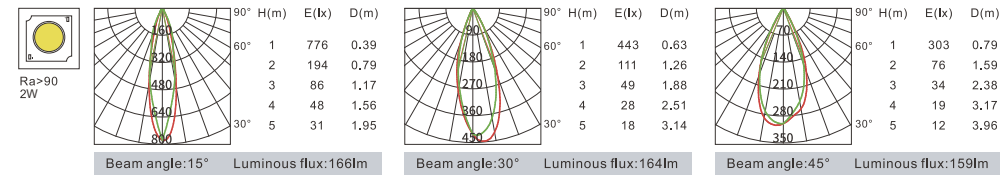


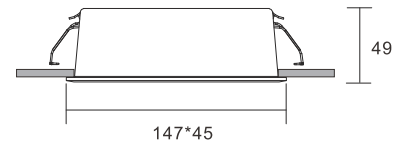
Model	KS-BL01R-1D-04	KS-BL01R-2D-07	KS-BL01R-5D-14	KS-BL01R-10D-28
Product Photo				
Dimension(mm)				
Cutout(mm)	37*37	68*37	140*37	273*37
Wattage	2W	4W	10W	20W
CCT	2700K 3000K 3500K 4000K 5000K	2700K 3000K 3500K 4000K 5000K	2700K 3000K 3500K 4000K 5000K	2700K 3000K 3500K 4000K 5000K
CRI	>90	>90	>90	>90
Beam Angle	15°/30°/45°	15°/30°/45°	15°/30°/45°	15°/30°/45°
Lumen	170LM	330LM	660LM	1400LM
IP	IP 20	IP 20	IP 20	IP 20
Dimming	TRIAC/1-10V	TRIAC/1-10V/DALI	TRIAC/1-10V/DALI	TRIAC/1-10V/DALI
Colour	White+Iron gray	White+Iron gray	White+Iron gray	White+Iron gray



Model	Power	LED voltage	LED Current	CRI	CCT	Beam Angle	LED Output	System output	Dimming Type
KS-BL01R-1D-0402	2W	3V	600mA	90	2700K	15°	180lm	154lm	ON-OFF TRIAC
						30°	180lm	176lm	1-10V
						45°	180lm	147lm	DALI
	2W	3V	600mA	90	3000K	15°	194lm	166lm	ON-OFF TRIAC
						30°	194lm	164lm	1-10V
						45°	194lm	159lm	DALI
	2W	3V	600mA	90	4000K	15°	210lm	179lm	ON-OFF TRIAC
						30°	210lm	177lm	1-10V
						45°	210lm	172lm	DALI

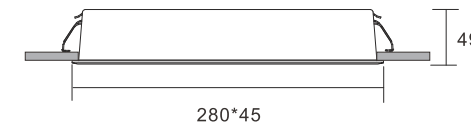
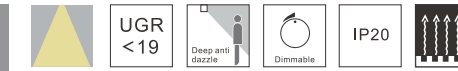
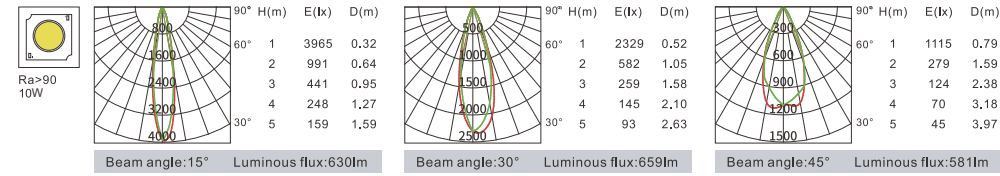
Model	Power	LED voltage	LED Current	CRI	CCT	Beam Angle	LED Output	System output	Dimming Type
KS-BL01R-2D-0704	4W	6V	600mA	90	2700K	15°	340lm	303lm	ON-OFF TRIAC
						30°	340lm	296lm	1-10V
						45°	340lm	292lm	DALI
	4W	6V	600mA	90	3000K	15°	368lm	329lm	ON-OFF TRIAC
						30°	368lm	321lm	1-10V
						45°	368lm	316lm	DALI
	4W	6V	600mA	90	4000K	15°	426lm	380lm	ON-OFF TRIAC
						30°	426lm	371lm	1-10V
						45°	426lm	365lm	DALI





140*37mm

Model	Power	LED voltage	LED Current	CRI	CCT	Beam Angle	LED Output	System output	Dimming Type
KS-BL01R-5D-1410	10W	15V	600mA	90	2700K	15°	696lm	583lm	ON-OFF
						30°	696lm	609lm	TRIAC
						45°	696lm	537lm	1-10V DALI
	10W	15V	600mA	90	3000K	15°	752lm	630lm	ON-OFF
						30°	752lm	659lm	TRIAC
						45°	752lm	581lm	1-10V DALI
	10W	15V	600mA	90	4000K	15°	816lm	683lm	ON-OFF
						30°	816lm	715lm	TRIAC
						45°	816lm	630lm	1-10V DALI



273*37mm

Model	Power	LED voltage	LED Current	CRI	CCT	Beam Angle	LED Output	System output	Dimming Type
KS-BL01R-10D-2820	20W	30V	600mA	90	2700K	15°	1445lm	1087lm	ON-OFF
						30°	1445lm	1315lm	TRIAC
						45°	1445lm	1262lm	1-10V DALI
	20W	30V	600mA	90	3000K	15°	1564lm	1177lm	ON-OFF
						30°	1564lm	1424lm	TRIAC
						45°	1564lm	1366lm	1-10V DALI
	20W	30V	600mA	90	4000K	15°	1700lm	1279lm	ON-OFF
						30°	1700lm	1547lm	TRIAC
						45°	1700lm	1484lm	1-10V DALI

