





- Outstanding color rendition effect, meet the lighting demand of upscale places. 2700K/3000K/4000K, Ra>90
- Dark light technology with chip deeply hidden, well-designed dark light reflector with UGR≤19. Comfortable and no glare.
- Die-casting aluminium heat sink, conducts the heat from the chip effectively, and ensure the lamp performance and long lifespan.
- Precise distribution and even transition. Less scattering makes vision more comfortable.



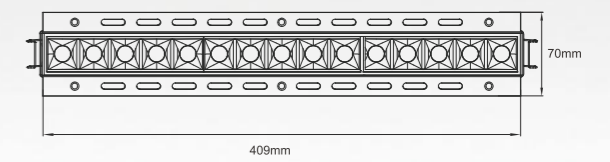
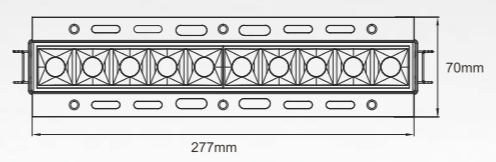
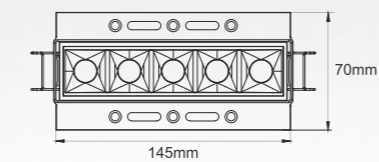
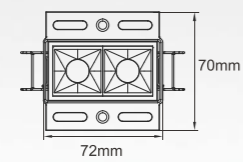
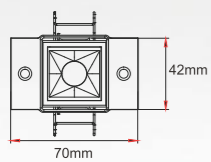

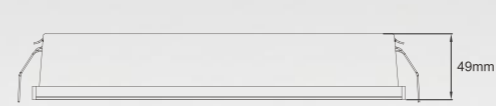
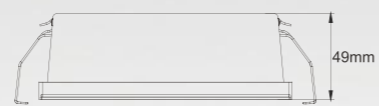
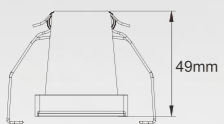
**KS-BL01S-1D-04**  
 Power: 2W  
 Cutout: 41\*42mm  
 Height: 49mm

**KS-BL01S-2D-07**  
 Power: 4W  
 Cutout: 41\*72mm  
 Height: 49mm

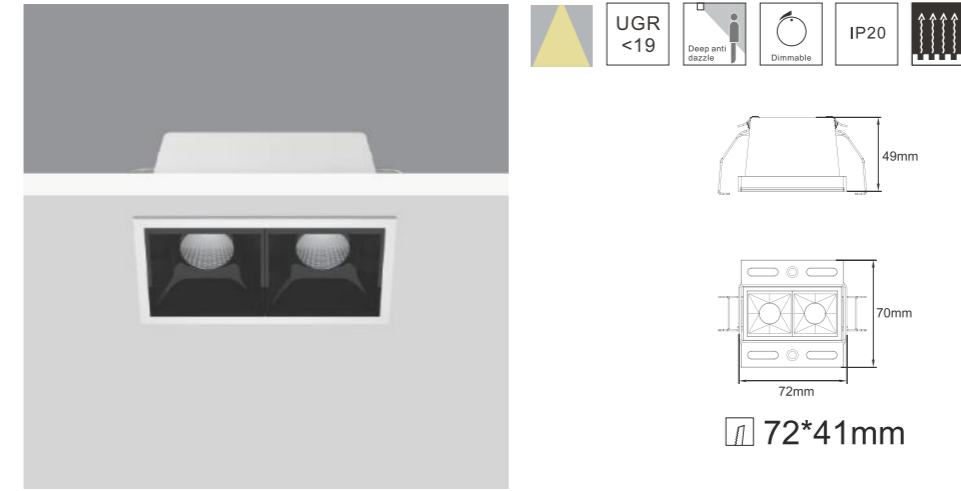
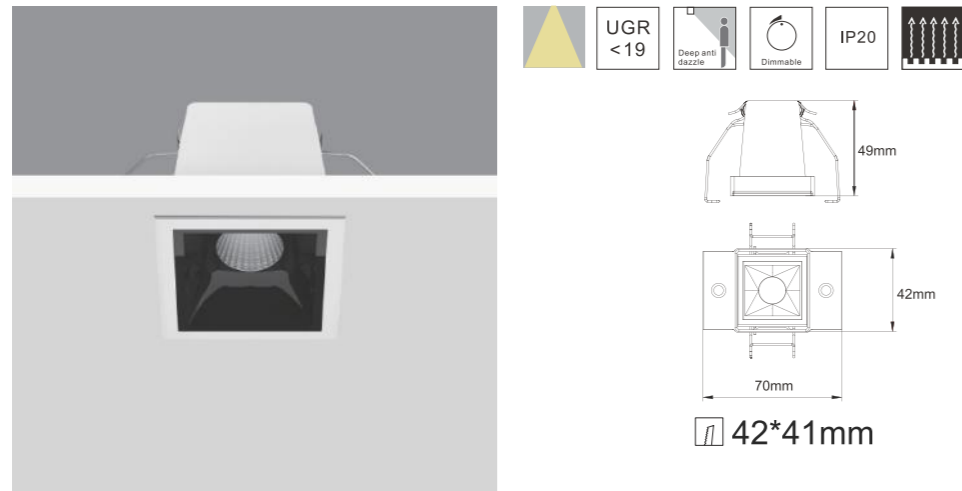
**KS-BL01S-5D-14**  
 Power: 10W  
 Cutout: 41\*145mm  
 Height: 49mm

**KS-BL01S-10D-28**  
 Power: 20W  
 Cutout: 41\*277mm  
 Height: 49mm

**KS-BL01S-15D-35**  
 Power: 30W  
 Cutout: 41\*409mm  
 Height: 49mm

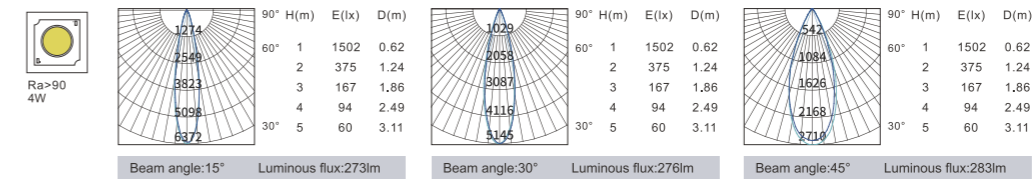
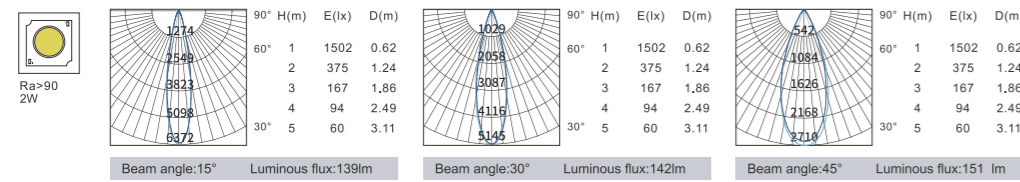


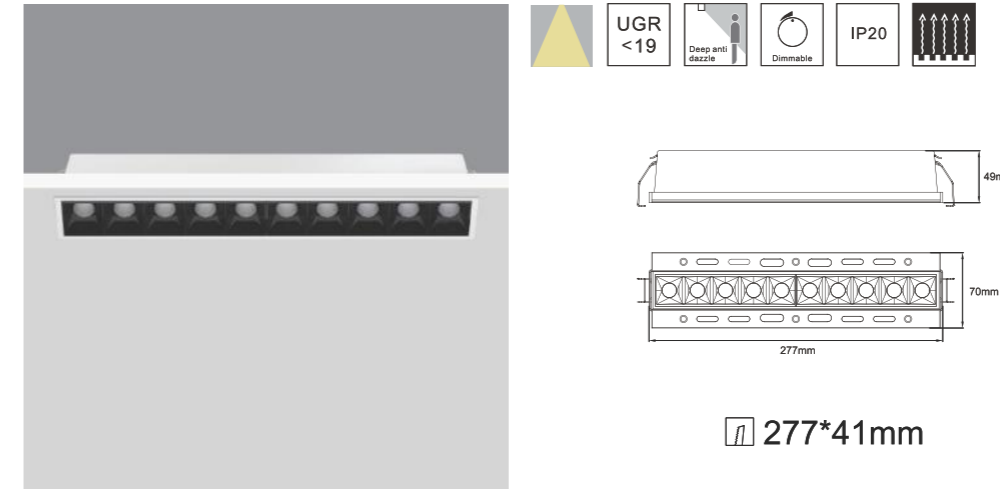
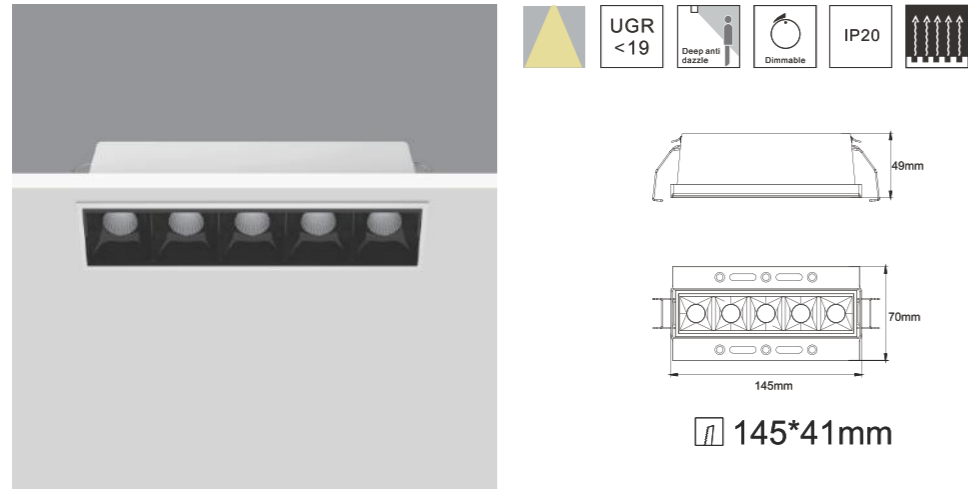
Model	KS-BL01S-1D-0402	KS-BL01S-2D-0704	KS-BL01S-5D-1410		KS-BL01S-10D-2820	KS-BL01S-15D-3530
Product Photo						
Dimension(mm)						
Cutout(mm)	41*42	41*72	41*145		41*277	41*409
Wattage	2W	4W	10W		20W	30W
CCT	2700K 3000K 3500K 4000K	2700K 3000K 3500K 4000K	2700K 3000K 3500K 4000K		2700K 3000K 3500K 4000K	2700K 3000K 3500K 4000K
CRI	>90	>90	>90		>90	>90
Beam Angle	15°/30°/45°	15°/30°/45°	15°/30°/45°		15°/30°/45°	15°/30°/45°
Lumen	43-110LM	273-283LM	762-804LM		1709-1581LM	2368-2489LM
IP	IP20	IP20	IP20		IP20	IP20
Dimming	TRIAC/1-10V/DALI	TRIAC/1-10V/DALI	TRIAC/1-10V/DALI		TRIAC/1-10V/DALI	TRIAC/1-10V/DALI
Reflector Colour	Highly specular aluminium UV processed black cup Gold	Highly specular aluminium UV processed black cup Gold	Highly specular aluminium UV processed black cup Gold		Highly specular aluminium UV processed black cup Gold	Highly specular aluminium UV processed black cup Gold
Colour	White	White	White		White	White



Model	Power	LED voltage	LED Current	CRI	CCT	Beam Angle	LED Output	System output	Dimming Type
KS-BL01S-1D-0402	2W	3V	600mA	90	2700K	15°	190lm	129lm	ON-OFF
						30°	190lm	132lm	TRIAC
						45°	190lm	140lm	1-10V DALI
	2W	3V	600mA	90	3000K	15°	204lm	139lm	ON-OFF
						30°	204lm	142lm	TRIAC
						45°	204lm	151lm	1-10V DALI
	2W	3V	600mA	90	4000K	15°	220lm	149lm	ON-OFF
						30°	220lm	153lm	TRIAC
						45°	220lm	162lm	1-10V DALI

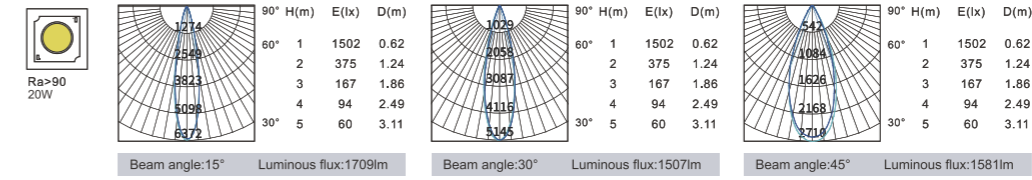
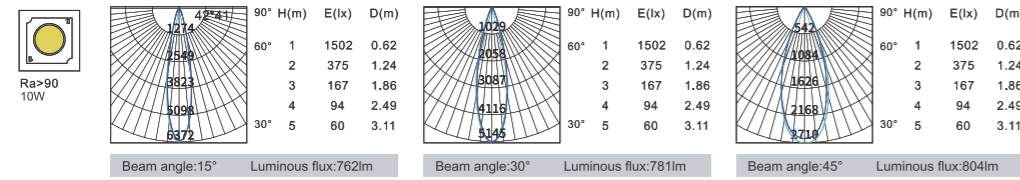
Model	Power	LED voltage	LED Current	CRI	CCT	Beam Angle	LED Output	System output	Dimming Type
KS-BL01S-2D-0704	4W	6V	600mA	90	2700K	15°	284lm	252lm	ON-OFF
						30°	284lm	255lm	TRIAC
						45°	284lm	261lm	1-10V DALI
	4W	6V	600mA	90	3000K	15°	307lm	273lm	ON-OFF
						30°	307lm	276lm	TRIAC
						45°	307lm	283lm	1-10V DALI
	4W	6V	600mA	90	4000K	15°	355lm	315lm	ON-OFF
						30°	355lm	319lm	TRIAC
						45°	355lm	327lm	1-10V DALI



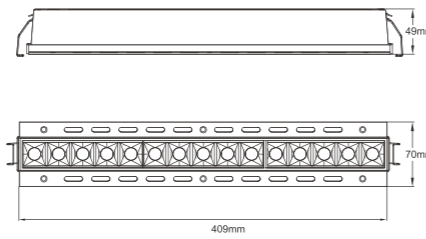



Model	Power	LED voltage	LED Current	CRI	CCT	Beam Angle	LED Output	System output	Dimming Type
KS-BL01S-5D-1410	10W	15V	600mA	90	2700K	15°	835lm	705lm	ON-OFF
						30°	835lm	722lm	TRIAC
						45°	835lm	744lm	1-10V DALI
	10W	15V	600mA	90	3000K	15°	902lm	762lm	ON-OFF
						30°	902lm	781lm	TRIAC
						45°	902lm	804lm	1-10V DALI
	10W	15V	600mA	90	4000K	15°	979lm	827lm	ON-OFF
						30°	979lm	847lm	TRIAC
						45°	979lm	872lm	1-10V DALI

Model	Power	LED voltage	LED Current	CRI	CCT	Beam Angle	LED Output	System output	Dimming Type
KS-BL01S-10D-2820	20W	30V	600mA	90	2700K	15°	1734lm	1579lm	ON-OFF
						30°	1734lm	1394lm	TRIAC
						45°	1734lm	1461lm	1-10V DALI
	20W	30V	600mA	90	3000K	15°	1876lm	1709lm	ON-OFF
						30°	1876lm	1509lm	TRIAC
						45°	1876lm	1581lm	1-10V DALI
	20W	30V	600mA	90	4000K	15°	2040lm	1857lm	ON-OFF
						30°	2040lm	1640lm	TRIAC
						45°	2040lm	1718lm	1-10V DALI



NEW BL01S Series



409\*41mm

Model	Power	LED voltage	LED Current	CRI	CCT	Beam Angle	LED Output	System output	Dimming Type
KS-BL01S-15D-3530	30W	36V	600mA	90	2700K	15°	2411lm	2185lm	ON-OFF
						30°	2411lm	2215lm	TRIAC
						45°	2411lm	2297lm	1-10V DALI
	30W	36V	600mA	90	3000K	15°	2612lm	2368lm	ON-OFF
						30°	2612lm	2400lm	TRIAC
						45°	2612lm	2486lm	1-10V DALI
	30W	36V	600mA	90	4000K	15°	2841lm	2575lm	ON-OFF
						30°	2841lm	2610lm	TRIAC
						45°	2841lm	2706lm	1-10V DALI

