




Focusing adjustable from 15° to 50°. High-purity aluminum heat sink, good for heat dissipation, low luminous decay, and long lifespan. Dimmable and CCT changeable. High light efficiency and high transmittance, greatly improving whole light effect. Application including shopping mall, exhibition hall, bar, store, museum and gallery for lighting and decoration.

15°- 50° Adjustable Beam Angle



- Top brand high lumen COB LED, luminous efficiency of the whole lighting fixture can be above 85lm/w.
- Horizontal rotation 350° and vertical tilt 90°, achieving precise spotting angle.
- Anti-glare designed lamp body.
- To adjust the beam angle from 15°-55° via rotation.
- Use high quality die-casting aluminium heat sink with convection cooling method, cooling fast to low down luminous decay efficiently.

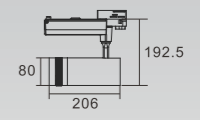
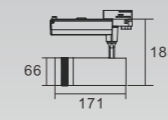
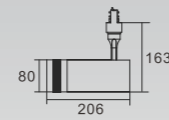
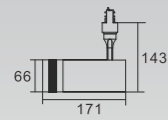



KAS-TL19-A-66
Power: 9W/13W
Diameter: 66mm

KAS-TL19-A-80
Power: 20W/25W
Diameter: 80mm

KAS-TL19-B-66
Power: 9W/13W
Diameter: 66mm

KAS-TL19-B-80
Power: 25W/30W
Diameter: 80mm



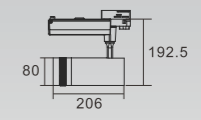
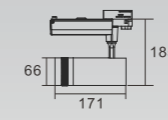
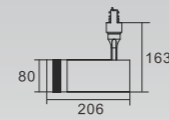
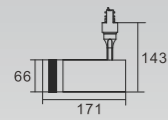


KAS-TL19-A-66
Power: 9W/13W
Diameter: 66mm

KAS-TL19-A-80
Power: 20W/25W
Diameter: 80mm

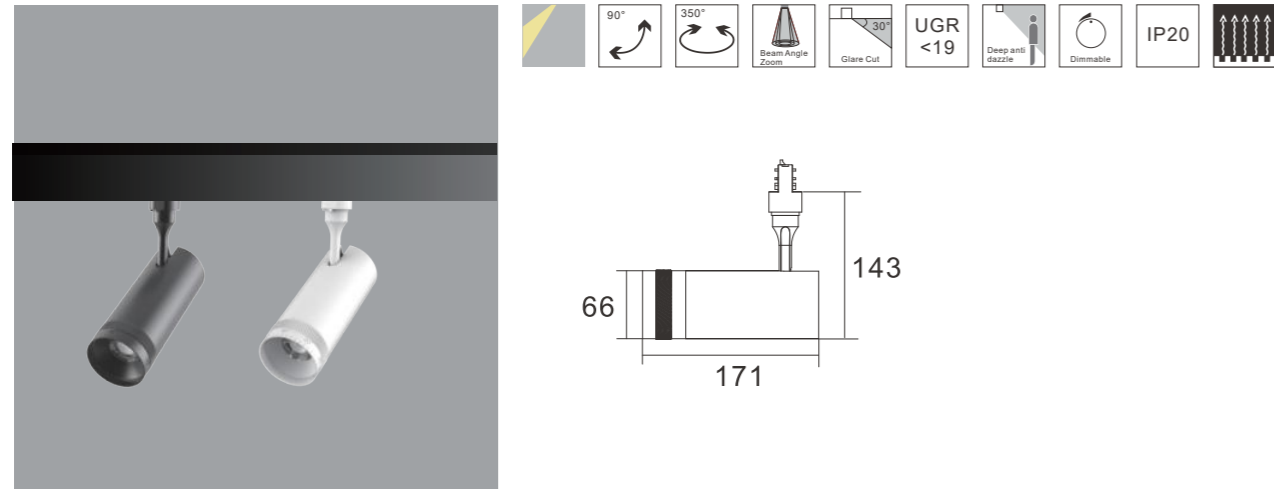
KAS-TL19-B-66
Power: 9W/13W
Diameter: 66mm

KAS-TL19-B-80
Power: 25W/30W
Diameter: 80mm

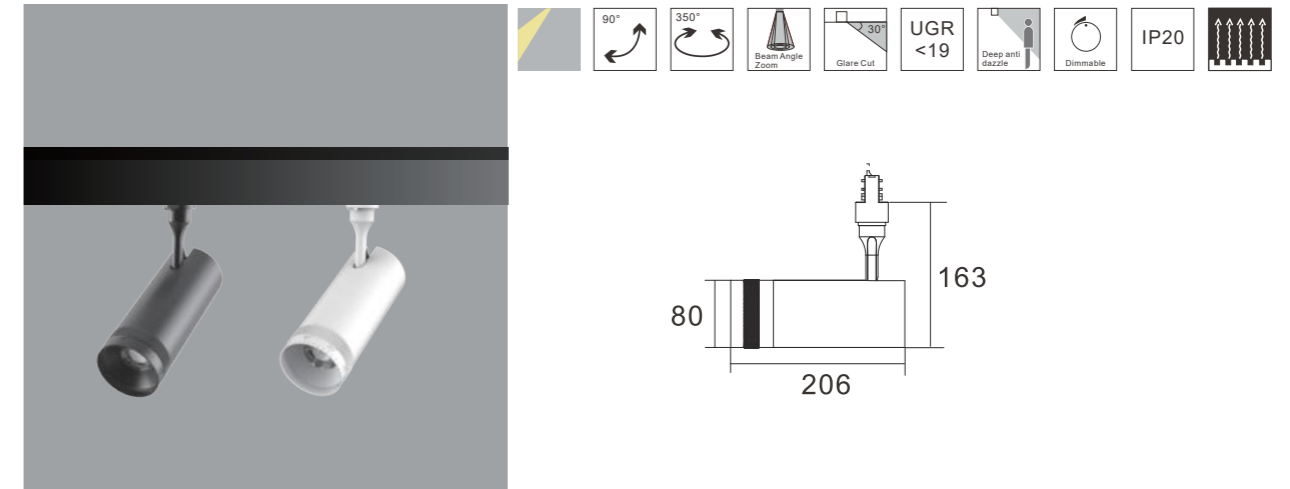
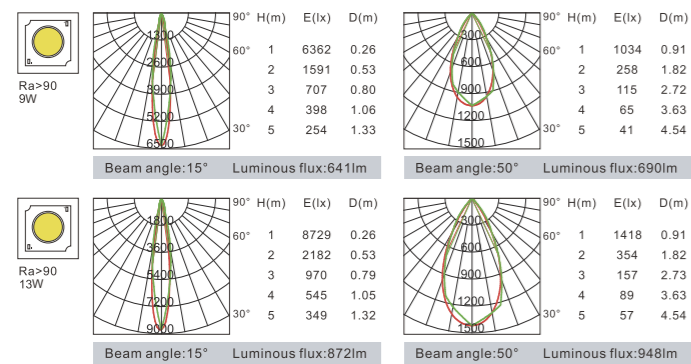


TL 19 Series

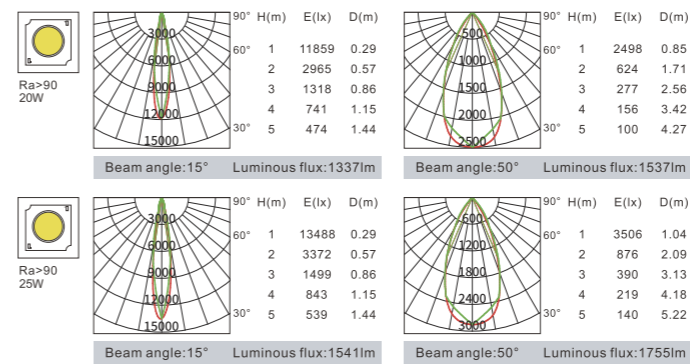
Model	KAS-TL19-A-66	KAS-TL19-A-80	KAS-TL19-B-66	KAS-TL19-B-80		KAS-TL19-A-66	KAS-TL19-A-80	KAS-TL19-B-66	KAS-TL19-B-80
Product Photo									
Dimension(mm)									
Wattage	9W/13W	20W/25W	9W/13W	25W/30W		9W/13W	20W/25W	9W/13W	25W/30W
CCT	3000K/3500K/4000K	3000K/3500K/4000K	3000K/3500K/4000K	3000K/3500K/4000K		3000K/3500K/4000K	3000K/3500K/4000K	3000K/3500K/4000K	3000K/3500K/4000K
CRI	>90	>90	>90	>90		>90	>90	>90	>90
Beam Angle	15°-50°	15°-50°	15°-50°	15°-50°		15°-50°	15°-50°	15°-50°	15°-50°
Lumen	616-992LM	1325-1873LM	616-992LM	1483-2482LM		616-992LM	1325-1873LM	616-992LM	1483-2482LM
IP	IP 20	IP 20	IP 20	IP 20		IP 20	IP 20	IP 20	IP 20
Dimming	TRIAC	TRIAC	TRIAC/1-10V/DALI	TRIAC/1-10V/DALI		TRIAC	TRIAC	TRIAC/1-10V/DALI	TRIAC/1-10V/DALI
Installation	1-phase track 2-phase track 3-phase track	1-phase track 2-phase track 3-phase track	1-phase track 2-phase track 3-phase track L6+DALI track	1-phase track 2-phase track 3-phase track L6+DALI track		1-phase track 2-phase track 3-phase track	1-phase track 2-phase track 3-phase track	1-phase track 2-phase track 3-phase track L6+DALI track	1-phase track 2-phase track 3-phase track L6+DALI track
Colour	Black/White	Black/White	Black/White	Black/White		Black/White	Black/White	Black/White	Black/White

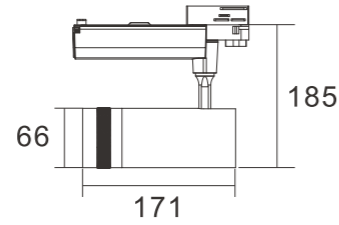
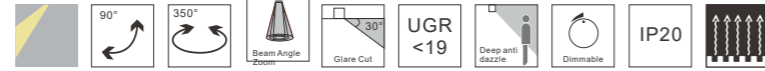


Model	Power	LED voltage	LED Current	CRI	CCT	Beam Angle	LED Output	System output	Dimming Type
KAS-TL19-A-6609	9W	36V	350mA	90	2700K	15° -50°	1297lm 1297lm	616lm 663lm	ON-OFF TRIAC
	9W	36V	350mA	90	3000K	15° -50°	1348lm 1348lm	641lm 690lm	ON-OFF TRIAC
	9W	36V	350mA	90	4000K	15° -50°	1411lm 1411lm	670lm 722lm	ON-OFF TRIAC
KAS-TL19-A-6613	13W	36V	450mA	90	2700K	15° -50°	1668lm 1668lm	839lm 923lm	ON-OFF TRIAC
	13W	36V	450mA	90	3000K	15° -50°	1733lm 1733lm	872lm 948lm	ON-OFF TRIAC
	13W	36V	450mA	90	4000K	15° -50°	1814lm 1814lm	912lm 992lm	ON-OFF TRIAC

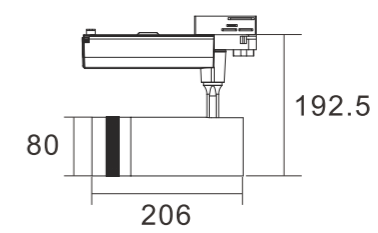
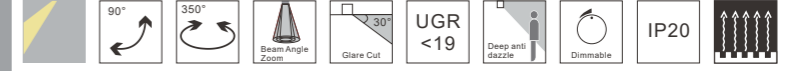
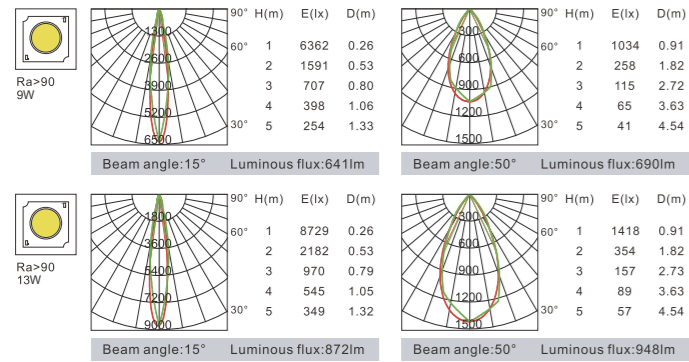


Model	Power	LED voltage	LED Current	CRI	CCT	Beam Angle	LED Output	System output	Dimming Type
KAS-TL19-A-8020	20W	36V	500mA	90	2700K	15° -50°	1854lm 1854lm	1325lm 1479lm	ON-OFF TRIAC
	20W	36V	500mA	90	3000K	15° -50°	1926lm 1926lm	1377lm 1537lm	ON-OFF TRIAC
	20W	36V	500mA	90	4000K	15° -50°	2016lm 2016lm	1441lm 1608lm	ON-OFF TRIAC
KAS-TL19-A-8025	25W	36V	600mA	90	2700K	15° -50°	2225lm 2225lm	1483lm 1689lm	ON-OFF TRIAC
	25W	36V	600mA	90	3000K	15° -50°	2311lm 2311lm	1541lm 1755lm	ON-OFF TRIAC
	25W	36V	600mA	90	4000K	15° -50°	2419lm 2419lm	1613lm 1837lm	ON-OFF TRIAC

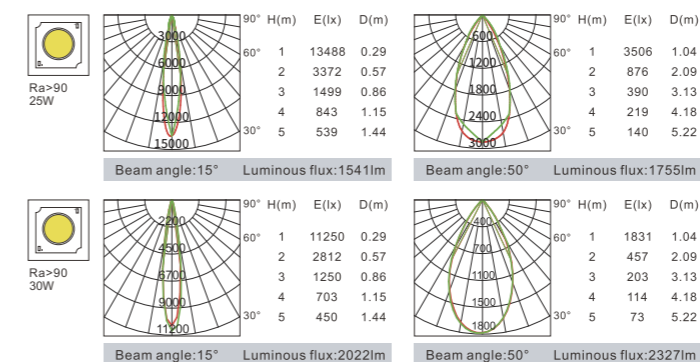




Model	Power	LED voltage	LED Current	CRI	CCT	Beam Angle	LED Output	System output	Dimming Type
KAS-TL19-B-6609	9W	36V	350mA	90	2700K	15° -50°	1297lm 1297lm	616lm 663lm	ON-OFF TRIAC 1-10V DALI
	9W	36V	350mA	90	3000K	15° -50°	1348lm 1348lm	641lm 690lm	ON-OFF TRIAC 1-10V DALI
	9W	36V	350mA	90	4000K	15° -50°	1411lm 1411lm	670lm 722lm	ON-OFF TRIAC 1-10V DALI
KAS-TL19-B-6613	13W	36V	450mA	90	2700K	15° -50°	1668lm 1668lm	839lm 923lm	ON-OFF TRIAC 1-10V DALI
	13W	36V	450mA	90	3000K	15° -50°	1733lm 1733lm	872lm 948lm	ON-OFF TRIAC 1-10V DALI
	13W	36V	450mA	90	4000K	15° -50°	1814lm 1814lm	912lm 992lm	ON-OFF TRIAC 1-10V DALI

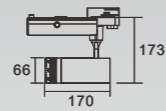


Model	Power	LED voltage	LED Current	CRI	CCT	Beam Angle	LED Output	System output	Dimming Type
KAS-TL19-B-8025	25W	36V	600mA	90	2700K	15° -50°	2225lm 2225lm	1483lm 1689lm	ON-OFF TRIAC 1-10V DALI
	25W	36V	600mA	90	3000K	15° -50°	2311lm 2311lm	1541lm 1755lm	ON-OFF TRIAC 1-10V DALI
	25W	36V	600mA	90	4000K	15° -50°	2419lm 2419lm	1613lm 1837lm	ON-OFF TRIAC 1-10V DALI
KAS-TL19-B-8030	30W	36V	700mA	90	2700K	15° -50°	2595lm 2595lm	1946lm 2283lm	ON-OFF TRIAC 1-10V DALI
	30W	36V	700mA	90	3000K	15° -50°	2696lm 2696lm	2022lm 2372lm	ON-OFF TRIAC 1-10V DALI
	30W	36V	700mA	90	4000K	15° -50°	2822lm 2822lm	2116lm 2482lm	ON-OFF TRIAC 1-10V DALI

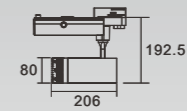




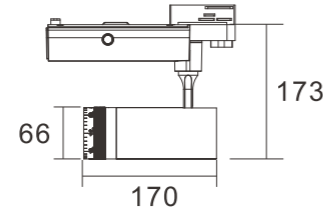
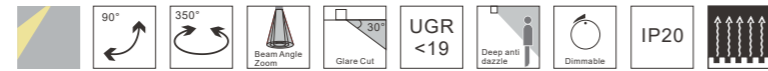
KAS-TL19-C-66
Power: 9W/13W
Diameter: 66mm



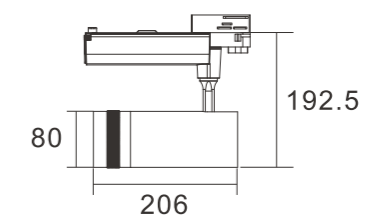
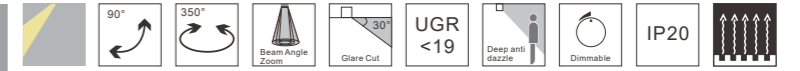
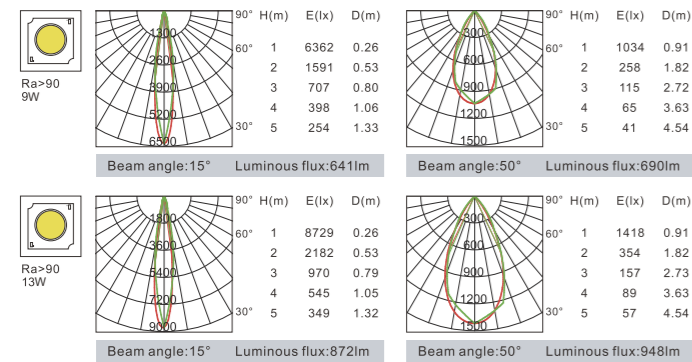
KAS-TL19-C-80
Power: 25W/30W
Diameter: 80mm



Model	KAS-TL19-C-66	KAS-TL19-C-80	KAS-TL19-C-66	KAS-TL19-C-8
Product Photo				
Dimension(mm)				
Wattage	9W/13W	25W/30W	9W/13W	25W/30W
CCT	3000K/3500K/4000K	3000K/3500K/4000K	3000K/3500K/4000K	3000K/3500K/40
CRI	>90	>90	>90	>90
Beam Angle	15°-50°	15°-50°	15°-50°	15°-50°
Lumen	690-950LM	1800-2250LM	690-950LM	1800-2250LM
IP	IP 20	IP 20	IP 20	IP 20
Dimming	1-10V	1-10V	1-10V	1-10V
Installation	1-phase track 2-phase track 3-phase track L6+DALI track	1-phase track 2-phase track 3-phase track L6+DALI track	1-phase track 2-phase track 3-phase track L6+DALI track	1-phase track 2-phase track 3-phase track L6+DALI track
Colour	Black/White	Black/White	Black/White	Black/White



Model	Power	LED voltage	LED Current	CRI	CCT	Beam Angle	LED Output	System output	Dimming Type
KAS-TL19-C-6609	9W	36V	350mA	90	2700K	15° 50°	1297lm 1297lm	616lm 663lm	1-10V
	9W	36V	350mA	90	3000K	15° 50°	1348lm 1348lm	641lm 690lm	1-10V
	9W	36V	350mA	90	4000K	15° 50°	1411lm 1411lm	670m 722lm	1-10V
KAS-TL19-C-6613	13W	36V	450mA	90	2700K	15° 50°	1668lm 1668lm	839lm 923lm	1-10V
	13W	36V	450mA	90	3000K	15° 50°	1733lm 1733lm	872lm 948lm	1-10V
	13W	36V	450mA	90	4000K	15° 50°	1814lm 1814lm	912lm 992lm	1-10V



Model	Power	LED voltage	LED Current	CRI	CCT	Beam Angle	LED Output	System output	Dimming Type
KAS-TL19-C-8025	25W	36V	600mA	90	2700K	15° 50°	2225lm 2225lm	1483lm 1689lm	1-10V
	25W	36V	600mA	90	3000K	15° 50°	2311lm 2311lm	1541lm 1755lm	1-10V
	25W	36V	600mA	90	4000K	15° 50°	2419lm 2419lm	1613lm 1837lm	1-10V
KAS-TL19-C-8030	30W	36V	700mA	90	2700K	15° 50°	2595lm 2595lm	1946lm 2283lm	1-10V
	30W	36V	700mA	90	3000K	15° 50°	2696lm 2696lm	2022lm 2372lm	1-10V
	30W	36V	700mA	90	4000K	15° 50°	2822lm 2822lm	2116lm 2482lm	1-10V

