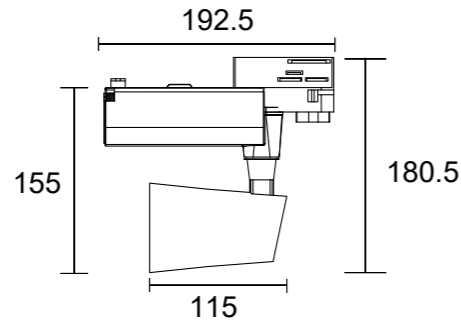
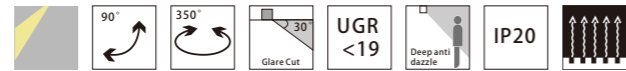


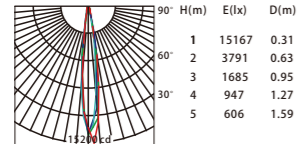
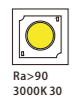


Being elegant in appearance with built-in driver design its optical performance is outstanding. Mechanical performance is good with 350° rotation and 90° tilt to adjust light direction flexibly.

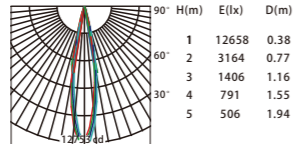
Model	KAS-T2-66	KAS-T2-80	KAS-T2-80
Product Photo			
Dimension(mm)			
Wattage	10W	15W	25W
CCT	2700K-5000K	2700K-5000K	2700K-5000K
CRI	> 90	> 90	> 90
Beam Angle	15°/24°/36°	15°/24°/36°	15°/24°/36°
Lumen	LM80	LM80	LM80
IP	IP20	IP20	IP20
Dimming	TRIAC/1-10V/DALI	TRIAC/1-10V/DALI	TRIAC/1-10V/DALI
Accessory	Honeycomb Filter Stripped Glass Fabric Glass	Honeycomb Filter Stripped Glass Fabric Glass	Honeycomb Filter Stripped Glass Fabric Glass
Colour	Black/White	Black/White	Black/White



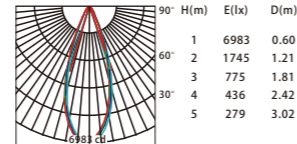
Model	Power	LED voltage	LED Current	CRI	CCT	Beam Angle	LED Output	System output	Dimming Type
KS-T2-6610	10W	36V	250mA	90	2700K	15°	965lm	826lm	ON-OFF DALI
						24°	965lm	780lm	
						36°	965lm	776lm	
	10W	36V	250mA	90	3000K	15°	1015lm	869lm	ON-OFF DALI
						24°	1015lm	821lm	
						36°	1015lm	817lm	
	10W	36V	250mA	90	4000K	15°	1077lm	922lm	ON-OFF DALI
						24°	1077lm	871lm	
						36°	1077lm	866lm	



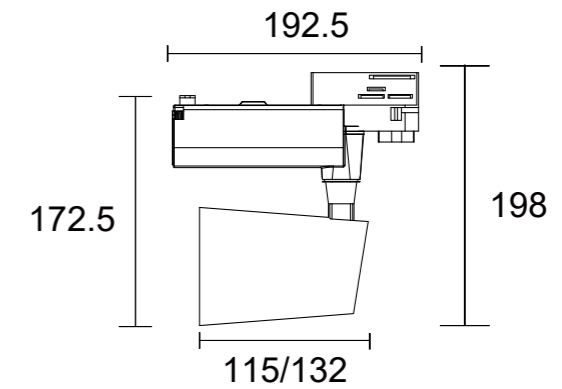
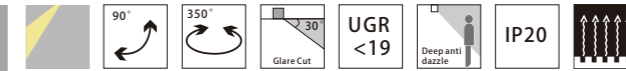
Beam angle:15° Luminous flux:2315lm



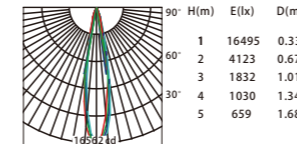
Beam angle:24° Luminous flux:2380lm



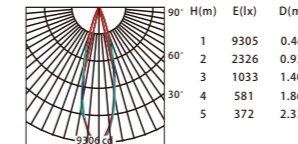
Beam angle:36° Luminous flux:2261lm



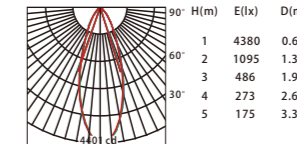
Model	Power	LED voltage	LED Current	CRI	CCT	Beam Angle	LED Output	System output	Dimming Type
KS-T2-8015	15W	36V	350mA	90	2700K	20°	1314lm	1068lm	ON-OFF DALI
						24°	1314lm	1038lm	
						36°	1314lm	1017lm	
	15W	36V	350mA	90	3000K	20°	1383lm	1125lm	ON-OFF DALI
						24°	1383lm	1038lm	
						36°	1383lm	1017lm	
	15W	36V	350mA	90	4000K	20°	1473lm	1193lm	ON-OFF DALI
						24°	1473lm	1159lm	
						36°	1473lm	1136lm	
KS-T2-8025	25W	36V	600mA	90	2700K	20°	2558lm	2041lm	ON-OFF DALI
						24°	2558lm	2076lm	
						36°	2558lm	2134lm	
	25W	36V	600mA	90	3000K	20°	2657lm	2120lm	ON-OFF DALI
						24°	2657lm	2157lm	
						36°	2657lm	2217lm	
	25W	36V	600mA	90	4000K	20°	2781lm	2213lm	ON-OFF DALI
						24°	2781lm	2257lm	
						36°	2781lm	2320lm	



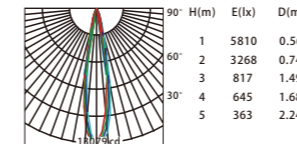
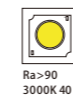
Beam angle:20° Luminous flux:2486lm



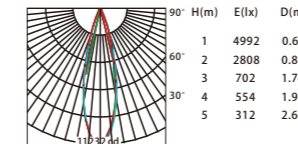
Beam angle:24° Luminous flux:2622lm



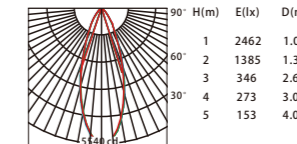
Beam angle:36° Luminous flux:2964lm



Beam angle:20° Luminous flux:3108lm



Beam angle:24° Luminous flux:3588lm



Beam angle:36° Luminous flux:3624lm