

Soft LED strip light and linear LED strip light with RGB, natural white, warm white, red, blue, green, yellow color can meet all kinds of lighting demands.


Installations



Angular



Perimetric



Minimal/Frame



Surface



Baseboard up

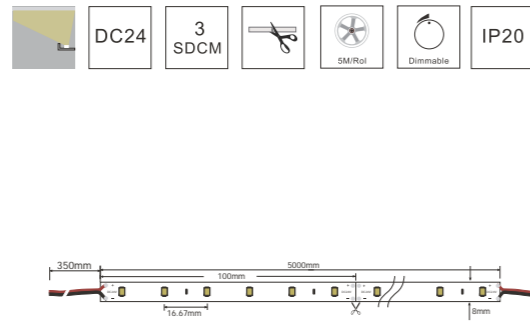


Up or down

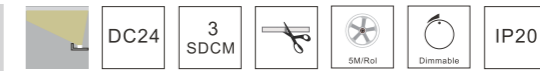
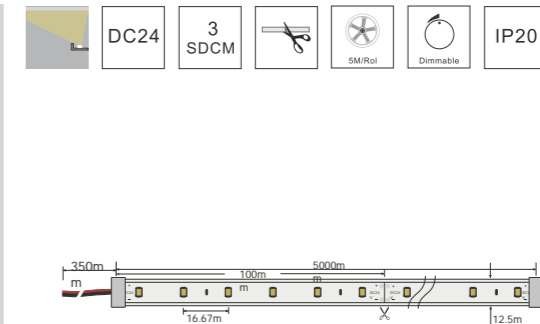
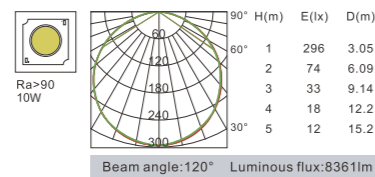
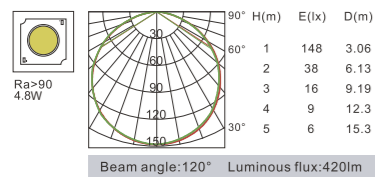


Up and down

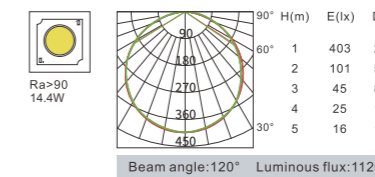
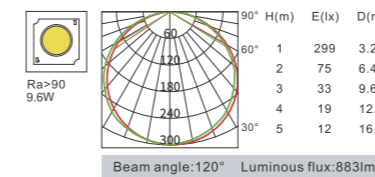
Model	KS-R2835WW/CW-24-60S	KS-R2835WW/CW-24-120S	KS-S2835WW/CW-24-60S	KS-S2835WW/CW-24-120S	YT1018/YT0612	YT1414/YT0612
Product Photo						
LED QTY	60LEDs/m	120LEDs/m	60LEDs/m	120LEDs/m	210LEDs/m	120LEDs/m
Width(mm)	8	8	8	8		
Wattage	4.8W/10W	9.6W/14.4W	4.8W/10W	9.6W/14.4W	4.8W/9.6W/14.4W	4.8W/9.6W/14.4W
CCT	2700K/3000K/4000K/6000K	2700K/3000K/4000K/6000K	2700K/3000K/4000K/6000K	2700K/3000K/4000K/6000K	2700K/3000K/4000K/6000K	2700K/3000K/4000K/6000K
CRI	>90	>90	>90	>90	>90	>90
Beam Angle	120°	120°	120°	120°	120°	120°
Lumen	420-840LM	890-1200LM	420-840LM	890-1200LM	303-897LM	303-897LM
IP	IP 20	IP 20	IP 65	IP 65	IP 67	IP 67
Dimming	1-10V/RF2.4G/DMX512	1-10V/RF2.4G/DMX512	1-10V/RF2.4G/DMX512	1-10V/RF2.4G/DMX512	1-10V/RF2.4G/DMX512	1-10V/RF2.4G/DMX512
Minimum cutting(mm)	100	50	100	50		

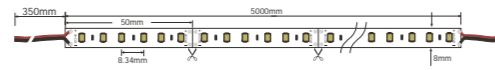


Model	Power	LED voltage	LED Current	CRI	CCT	Beam Angle	LED Output	System output	Dimming Type
KS-R2835 WW/CW-24-60S	4.8W/m	24V	200mA	90	2700K	120°	507lm	396lm	RF 2.4G DMX512 1-10V DALI
	4.8W/m	24V	200mA	90	3000K	120°	537lm	420lm	RF 2.4G DMX512 1-10V DALI
	4.8W/m	24V	200mA	90	4000K	120°	561lm	438lm	RF 2.4G DMX512 1-10V DALI
	10W/m	24V	400mA	90	2700K	120°	1000lm	803lm	RF 2.4G DMX512 1-10V DALI
	10W/m	24V	400mA	90	3000K	120°	1040lm	836lm	RF 2.4G DMX512 1-10V DALI
	10W/m	24V	400mA	90	4000K	120°	1080lm	868lm	RF 2.4G DMX512 1-10V DALI

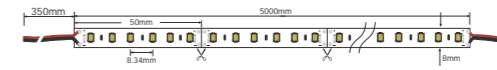
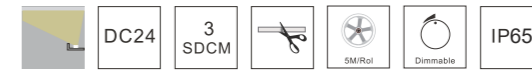
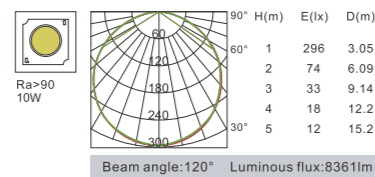
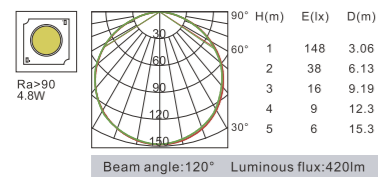


Model	Power	LED voltage	LED Current	CRI	CCT	Beam Angle	LED Output	System output	Dimming Type
KS-R2835 WW/CW-24-120S	9.6W/m	24V	400mA	90	2700K	120°	960lm	849lm	RF 2.4G DMX512 1-10V DALI
	9.6W/m	24V	400mA	90	3000K	120°	998lm	883lm	RF 2.4G DMX512 1-10V DALI
	9.6W/m	24V	400mA	90	4000K	120°	1036lm	916lm	RF 2.4G DMX512 1-10V DALI
	14.4W/m	24V	600mA	90	2700K	120°	1440lm	1083lm	RF 2.4G DMX512 1-10V DALI
	14.4W/m	24V	600mA	90	3000K	120°	1497lm	1126lm	RF 2.4G DMX512 1-10V DALI
	14.4W/m	24V	600mA	90	4000K	120°	1555lm	1169lm	RF 2.4G DMX512 1-10V DALI

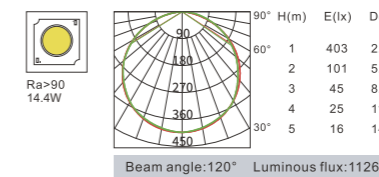
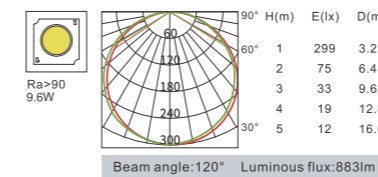



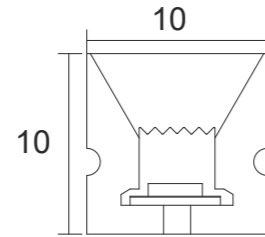
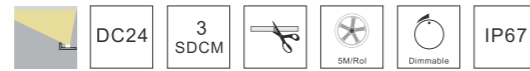



Model	Power	LED voltage	LED Current	CRI	CCT	Beam Angle	LED Output	System output	Dimming Type
KS-S2835 WW/ CW-24-60S	4.8W/m	24V	200mA	90	2700K	120°	507lm	396lm	RF 2.4G DMX512 1-10V DALI
	4.8W/m	24V	200mA	90	3000K	120°	537lm	420lm	RF 2.4G DMX512 1-10V DALI
	4.8W/m	24V	200mA	90	4000K	120°	561lm	438lm	RF 2.4G DMX512 1-10V DALI
	10W/m	24V	400mA	90	2700K	120°	1000lm	803lm	RF 2.4G DMX512 1-10V DALI
	10W/m	24V	400mA	90	3000K	120°	1040lm	836lm	RF 2.4G DMX512 1-10V DALI
	10W/m	24V	400mA	90	4000K	120°	1080lm	868lm	RF 2.4G DMX512 1-10V DALI


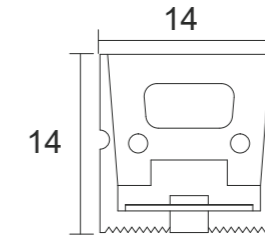
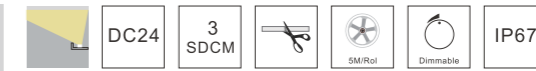



Model	Power	LED voltage	LED Current	CRI	CCT	Beam Angle	LED Output	System output	Dimming Type
KS-S2835 WW/CW-24-120S	9.6W/m	24V	400mA	90	2700K	120°	960lm	849lm	RF 2.4G DMX512 1-10V DALI
	9.6W/m	24V	400mA	90	3000K	120°	998lm	883lm	RF 2.4G DMX512 1-10V DALI
	9.6W/m	24V	400mA	90	4000K	120°	1036lm	916lm	RF 2.4G DMX512 1-10V DALI
	14.4W/m	24V	600mA	90	2700K	120°	1440lm	1083lm	RF 2.4G DMX512 1-10V DALI
	14.4W/m	24V	600mA	90	3000K	120°	1497lm	1126lm	RF 2.4G DMX512 1-10V DALI
	14.4W/m	24V	600mA	90	4000K	120°	1555lm	1169lm	RF 2.4G DMX512 1-10V DALI


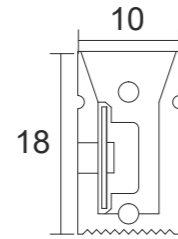
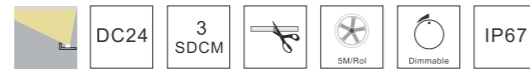






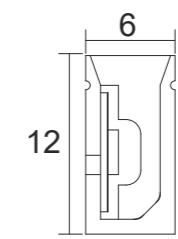
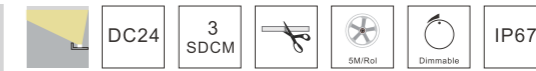

Model	Power	LED voltage	LED Current	CRI	CCT	Beam Angle	LED Output	System output	Dimming Type
YT1010	4.8W/m	24V	200mA	90	2700K	120°	507lm	303lm	RF2.4G DMX512 1-10V DALI
	4.8W/m	24V	200mA	90	3000K	120°	537lm	336lm	RF2.4G DMX512 1-10V DALI
	4.8W/m	24V	200mA	90	4000K	120°	561lm	351lm	RF2.4G DMX512 1-10V DALI
	9.6W/m	24V	400mA	90	2700K	120°	996lm	553lm	RF2.4G DMX512 1-10V DALI
	9.6W/m	24V	400mA	90	3000K	120°	998lm	576lm	RF2.4G DMX512 1-10V DALI
	9.6W/m	24V	400mA	90	4000K	120°	1036lm	598lm	RF2.4G DMX512 1-10V DALI
	14.4W/m	24V	600mA	90	2700K	120°	1440lm	831lm	RF2.4G DMX512 1-10V DALI
	14.4W/m	24V	600mA	90	3000K	120°	1497lm	864lm	RF2.4G DMX512 1-10V DALI
	14.4W/m	24V	600mA	90	4000K	120°	1555lm	897lm	RF2.4G DMX512 1-10V DALI



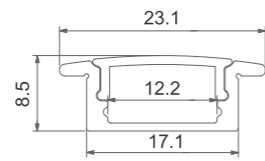
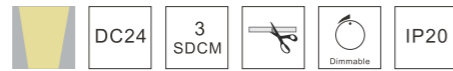
Model	Power	LED voltage	LED Current	CRI	CCT	Beam Angle	LED Output	System output	Dimming Type
YT1414	4.8W/m	24V	200mA	90	2700K	120°	507lm	303lm	RF2.4G DMX512 1-10V DALI
	4.8W/m	24V	200mA	90	3000K	120°	537lm	336lm	RF2.4G DMX512 1-10V DALI
	4.8W/m	24V	200mA	90	4000K	120°	561lm	351lm	RF2.4G DMX512 1-10V DALI
	9.6W/m	24V	400mA	90	2700K	120°	996lm	553lm	RF2.4G DMX512 1-10V DALI
	9.6W/m	24V	400mA	90	3000K	120°	998lm	576lm	RF2.4G DMX512 1-10V DALI
	9.6W/m	24V	400mA	90	4000K	120°	1036lm	598lm	RF2.4G DMX512 1-10V DALI
	14.4W/m	24V	600mA	90	2700K	120°	1440lm	831lm	RF2.4G DMX512 1-10V DALI
	14.4W/m	24V	600mA	90	3000K	120°	1497lm	864lm	RF2.4G DMX512 1-10V DALI
	14.4W/m	24V	600mA	90	4000K	120°	1555lm	897lm	RF2.4G DMX512 1-10V DALI



Model	Power	LED voltage	LED Current	CRI	CCT	Beam Angle	LED Output	System output	Dimming Type
Y1018	4.8W/m	24V	200mA	90	2700K	120°	507lm	303lm	RF2.4G DMX512 1-10V DALI
	4.8W/m	24V	200mA	90	3000K	120°	537lm	336lm	RF2.4G DMX512 1-10V DALI
	4.8W/m	24V	200mA	90	4000K	120°	561lm	351lm	RF2.4G DMX512 1-10V DALI
	9.6W/m	24V	400mA	90	2700K	120°	996lm	553lm	RF2.4G DMX512 1-10V DALI
	9.6W/m	24V	400mA	90	3000K	120°	998lm	576lm	RF2.4G DMX512 1-10V DALI
	9.6W/m	24V	400mA	90	4000K	120°	1036lm	598lm	RF2.4G DMX512 1-10V DALI
	14.4W/m	24V	600mA	90	2700K	120°	1440lm	831lm	RF2.4G DMX512 1-10V DALI
	14.4W/m	24V	600mA	90	3000K	120°	1497lm	864lm	RF2.4G DMX512 1-10V DALI
14.4W/m	24V	600mA	90	4000K	120°	1555lm	897lm	RF2.4G DMX512 1-10V DALI	



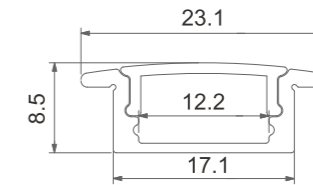
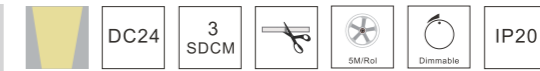
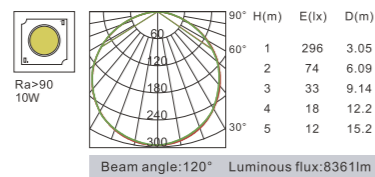
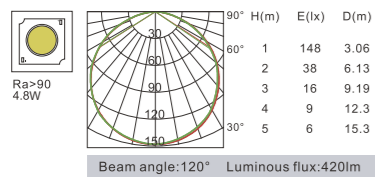
Model	Power	LED voltage	LED Current	CRI	CCT	Beam Angle	LED Output	System output	Dimming Type
Y10612	4.8W/m	24V	200mA	90	2700K	120°	507lm	303lm	RF2.4G DMX512 1-10V DALI
	4.8W/m	24V	200mA	90	3000K	120°	537lm	336lm	RF2.4G DMX512 1-10V DALI
	4.8W/m	24V	200mA	90	4000K	120°	561lm	351lm	RF2.4G DMX512 1-10V DALI
	9.6W/m	24V	400mA	90	2700K	120°	996lm	553lm	RF2.4G DMX512 1-10V DALI
	9.6W/m	24V	400mA	90	3000K	120°	998lm	576lm	RF2.4G DMX512 1-10V DALI
	9.6W/m	24V	400mA	90	4000K	120°	1036lm	598lm	RF2.4G DMX512 1-10V DALI
	14.4W/m	24V	600mA	90	2700K	120°	1440lm	831lm	RF2.4G DMX512 1-10V DALI
	14.4W/m	24V	600mA	90	3000K	120°	1497lm	864lm	RF2.4G DMX512 1-10V DALI
14.4W/m	24V	600mA	90	4000K	120°	1555lm	897lm	RF2.4G DMX512 1-10V DALI	




Accessories



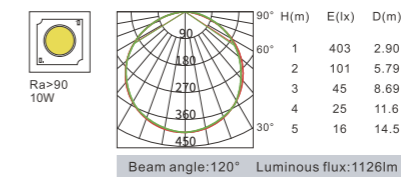
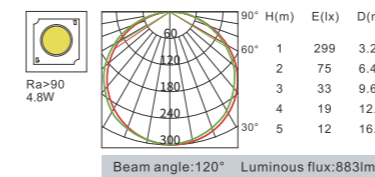
Model	Power	LED voltage	LED Current	CRI	CCT	Beam Angle	LED Output	System output	Dimming Type
KS-ALP001R28 35WW/CW-24-60S	4.8W/m	24V	200mA	90	2700K	120°	507lm	396lm	RF 2.4G DMX512 1-10V DALI
	4.8W/m	24V	200mA	90	3000K	120°	537lm	420lm	RF 2.4G DMX512 1-10V DALI
	4.8W/m	24V	200mA	90	4000K	120°	561lm	438lm	RF 2.4G DMX512 1-10V DALI
	10W/m	24V	400mA	90	2700K	120°	1000lm	803lm	RF 2.4G DMX512 1-10V DALI
	10W/m	24V	400mA	90	3000K	120°	1040lm	836lm	RF 2.4G DMX512 1-10V DALI
	10W/m	24V	400mA	90	4000K	120°	1080lm	868lm	RF 2.4G DMX512 1-10V DALI

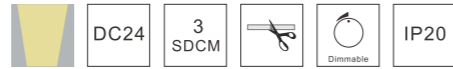
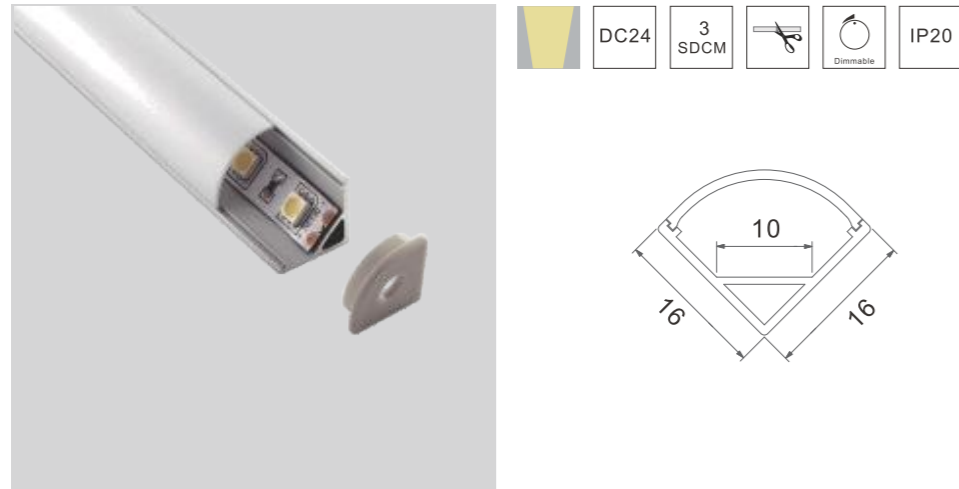


Accessories



Model	Power	LED voltage	LED Current	CRI	CCT	Beam Angle	LED Output	System output	Dimming Type
KS-ALP001R28 35WW/CW-24-120S	9.6W/m	24V	400mA	90	2700K	120°	960lm	849lm	RF 2.4G DMX512 1-10V DALI
	9.6W/m	24V	400mA	90	3000K	120°	998lm	883lm	RF 2.4G DMX512 1-10V DALI
	9.6W/m	24V	400mA	90	4000K	120°	1036lm	916lm	RF 2.4G DMX512 1-10V DALI
	14.4W/m	24V	600mA	90	2700K	120°	1440lm	1083lm	RF 2.4G DMX512 1-10V DALI
	14.4W/m	24V	600mA	90	3000K	120°	1497lm	1126lm	RF 2.4G DMX512 1-10V DALI
	14.4W/m	24V	600mA	90	4000K	120°	1555lm	1169lm	RF 2.4G DMX512 1-10V DALI

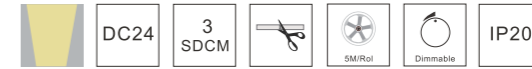
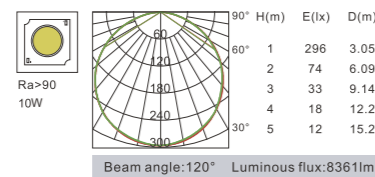
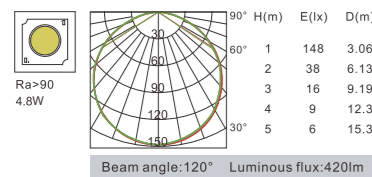




Accessories



Model	Power	LED voltage	LED Current	CRI	CCT	Beam Angle	LED Output	System output	Dimming Type
KS-ALP006R28 35WW/CW-24-60S	4.8W/m	24V	200mA	90	2700K	120°	507lm	396lm	RF 2.4G DMX512 1-10V DALI
	4.8W/m	24V	200mA	90	3000K	120°	537lm	420lm	RF 2.4G DMX512 1-10V DALI
	4.8W/m	24V	200mA	90	4000K	120°	561lm	438lm	RF 2.4G DMX512 1-10V DALI
	10W/m	24V	400mA	90	2700K	120°	1000lm	803lm	RF 2.4G DMX512 1-10V DALI
	10W/m	24V	400mA	90	3000K	120°	1040lm	836lm	RF 2.4G DMX512 1-10V DALI
	10W/m	24V	400mA	90	4000K	120°	1080lm	868lm	RF 2.4G DMX512 1-10V DALI



Accessories



Model	Power	LED voltage	LED Current	CRI	CCT	Beam Angle	LED Output	System output	Dimming Type
KS-ALP006R28 35WW/CW-24-120S	9.6W/m	24V	400mA	90	2700K	120°	960lm	849lm	RF 2.4G DMX512 1-10V DALI
	9.6W/m	24V	400mA	90	3000K	120°	998lm	883lm	RF 2.4G DMX512 1-10V DALI
	9.6W/m	24V	400mA	90	4000K	120°	1036lm	916lm	RF 2.4G DMX512 1-10V DALI
	14.4W/m	24V	600mA	90	2700K	120°	1440lm	1083lm	RF 2.4G DMX512 1-10V DALI
	14.4W/m	24V	600mA	90	3000K	120°	1497lm	1126lm	RF 2.4G DMX512 1-10V DALI
	14.4W/m	24V	600mA	90	4000K	120°	1555lm	1169lm	RF 2.4G DMX512 1-10V DALI

