














**CL 06 Series Downlight**

Meet your diversified demand and your indoor lighting design styles.

- 1. High-performance Chip**  
Outstanding color rendition effect, meet the lighting demand of upscale places. 2700K/3000K/4000K, Ra>90
- 2. Anti-glare**  
Anti-glare designed lamp body, shading angle  $\geq 30^\circ$ , UGR $\leq 19$

- 3. Cooling System**  
Die-casting aluminium heat sink, conducts the heat from the chip effectively, and ensure the lamp performance and long lifespan.
- 4. Easy installation**  
Clips installation design, simple and easy installation.

 High-power LED SDCM<3	 Excellent thermal management	 EMC - optimised
 Different light distributions	 DALI dimming	 Different dimming
 Optischer cut-off 30°	 IP level IP 20	 Different sizes
 Different color temperatures	 Deep anti-dazzle	