








CL13 Series Downlight

High power COB downlight and high brightness with double reflector design, shares with you the shining light and gorgeous feeling without glare.



Model	KAS-CL13R-3F	KAS-CL13R-4F
LED Chip	CITIZEN	CITIZEN
LED Power	8W/10W/15W	15W/20W/25W
CCT	2700K-4000K	2700K-4000K
CRI	Ra > 80 / 90	Ra > 80 / 90
Beam Angle	20°/30°	20°/25°/30°/36°/45°
Size	95mm*125mm	130mm*165.5mm
Cutout	∅ 85mm	∅ 120mm



Model	KAS-CL13R-3T	KAS-CL13R-4T
LED Chip	CITIZEN	CITIZEN
LED Power	8W/10W/15W	15W/20W/25W
CCT	2700K-4000K	2700K-4000K
CRI	Ra > 80 / 90	Ra > 80 / 90
Beam Angle	20°/30°	20°/25°/30°/36°/45°
Size	95mm*125mm	130mm*165.5mm
Cutout	∅ 85mm	∅ 120mm



Model	KAS-CL13R-5F	KAS-CL13R-6F
LED Chip	CITIZEN	CITIZEN
LED Power	15W/20W/25W	30W/35W/40W
CCT	2700K-4000K	2700K-4000K
CRI	Ra > 80 / 90	Ra > 80 / 90
Beam Angle	20°/25°/30°/36°/45°	15°/24°/30°/36°/45°
Size	160mm*165mm	180mm*180mm
Cutout	∅ 150mm	∅ 170mm



Model	KAS-CL13R-5T	KAS-CL13R-6T
LED Chip	CITIZEN	CITIZEN
LED Power	15W/20W/25W	30W/35W/40W
CCT	2700K-4000K	2700K-4000K
CRI	Ra > 80 / 90	Ra > 80 / 90
Beam Angle	20°/25°/30°/36°/45°	15°/24°/30°/36°/45°
Size	160mm*165mm	180mm*180mm
Cutout	∅ 150mm	∅ 170mm

Option

Finish	Dim Type	Lighting Efficiency
Body:	-TRIAC	Normal:65-85lm/w
Outer Ring:	-0-10V	Custom:90-100lm/w
Reflector:	-1-10V	
	-DALI	
	-Others	