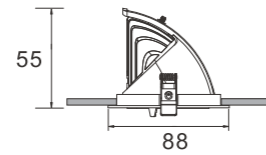




<p><b>KS-DL05R-3</b> Power: 10W Cutout: 75-80 Height: 55mm</p>	<p><b>KS-DL05R-4</b> Power: 20W / 25W Cutout: 125-130 Height: 115mm</p>	<p><b>KS-DL05R-5</b> Power: 30W / 35W Cutout: 145-150 Height: 130mm</p>	<p><b>KS-DL05R-6</b> Power: 30W / 40W Cutout: 170-175 Height: 160mm</p>
--	---	---	---

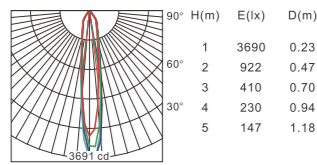
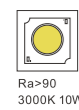


Model	KS-DL05R-3	KS-DL05R-4	KS-DL05R-5	KS-DL05R-6
Product Photo				
Dimension(mm)				
Cutout(mm)	75-80	125-130	145-150	170-175
Wattage	10W	20W/25W	30W/35W	30W/40W
CCT	3000K 3500K 4000K	3000K 3500K 4000K	3000K 3500K 4000K	3000K 3500K 4000K
CRI	>80 >90	>80 >90	>80 >90	>80 >90
Beam Angle	16°/21°/34°	20°/28°/40°	19°/27°/37°	12°/26°/40°/60°
Lumen	600LM	900-1200LM	1950LM	1200LM
IP	IP 20	IP 20	IP 20	IP 20
Dimming	TRIAC 1-10V DALI	TRIAC 1-10V DALI	TRIAC 1-10V DALI	TRIAC 1-10V DALI
Colour	White+black	White+black	White+black	White+black

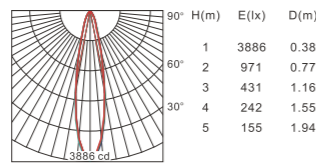


⌀ 75-80mm

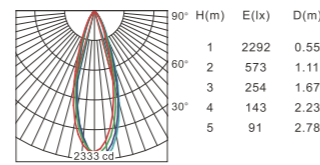
Model	Power	LED voltage	LED Current	CRI	CCT	Beam Angle	LED Output	System output	Dimming Type
KS-DL05R-310	10W	34V	250mA	90	2700K	16°	965lm	757lm	ON-OFF TRIAC
						21°	965lm	809lm	1-10V DALI
						34°	965lm	779lm	1-10V DALI
	10W	34V	250mA	90	3000K	16°	1015lm	797lm	ON-OFF TRIAC
						21°	1015lm	851lm	1-10V DALI
						34°	1015lm	820lm	1-10V DALI
	10W	34V	250mA	90	4000K	16°	1077lm	845lm	ON-OFF TRIAC
						21°	1077lm	902lm	1-10V DALI
						34°	1077lm	870lm	1-10V DALI



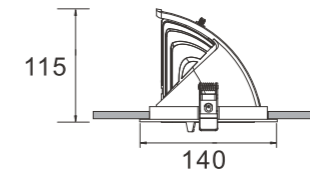
Beam angle:16° Luminous flux:797lm



Beam angle:21° Luminous flux:851lm

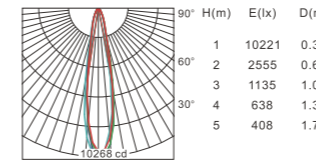
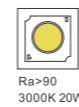


Beam angle:34° Luminous flux:820lm

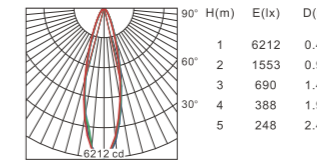


⌀ 125-130mm

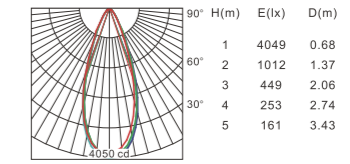
Model	Power	LED voltage	LED Current	CRI	CCT	Beam Angle	LED Output	System output	Dimming Type
KS-DL05R-420	20W	34V	500mA	90	2700K	20°	2064lm	1866lm	ON-OFF TRIAC
						28°	2064lm	1890lm	1-10V DALI
						40°	2064lm	1894lm	1-10V DALI
	20W	34V	500mA	90	3000K	20°	2172lm	1964lm	ON-OFF TRIAC
						28°	2172lm	1989lm	1-10V DALI
						40°	2172lm	1993lm	1-10V DALI
	20W	34V	500mA	90	4000K	20°	2304lm	2083lm	ON-OFF TRIAC
						28°	2304lm	2109lm	1-10V DALI
						40°	2304lm	2114lm	1-10V DALI
KS-DL05R-425	25W	34V	600mA	90	2700K	20°	2580lm	2224lm	ON-OFF TRIAC
						28°	2580lm	2276lm	1-10V DALI
						40°	2580lm	2250lm	1-10V DALI
	25W	34V	600mA	90	3000K	20°	2719lm	2344lm	ON-OFF TRIAC
						28°	2719lm	2399lm	1-10V DALI
						40°	2719lm	2371lm	1-10V DALI
	25W	34V	600mA	90	4000K	20°	2879lm	2482lm	ON-OFF TRIAC
						28°	2879lm	2540lm	1-10V DALI
						40°	2879lm	2511lm	1-10V DALI



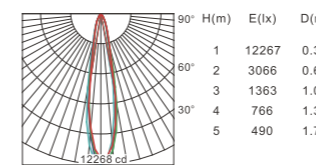
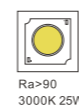
Beam angle:20° Luminous flux:1964lm



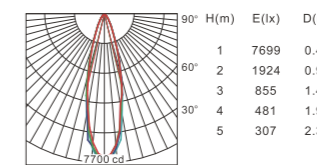
Beam angle:28° Luminous flux:1989lm



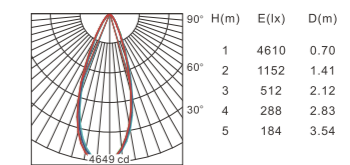
Beam angle:40° Luminous flux:1993lm



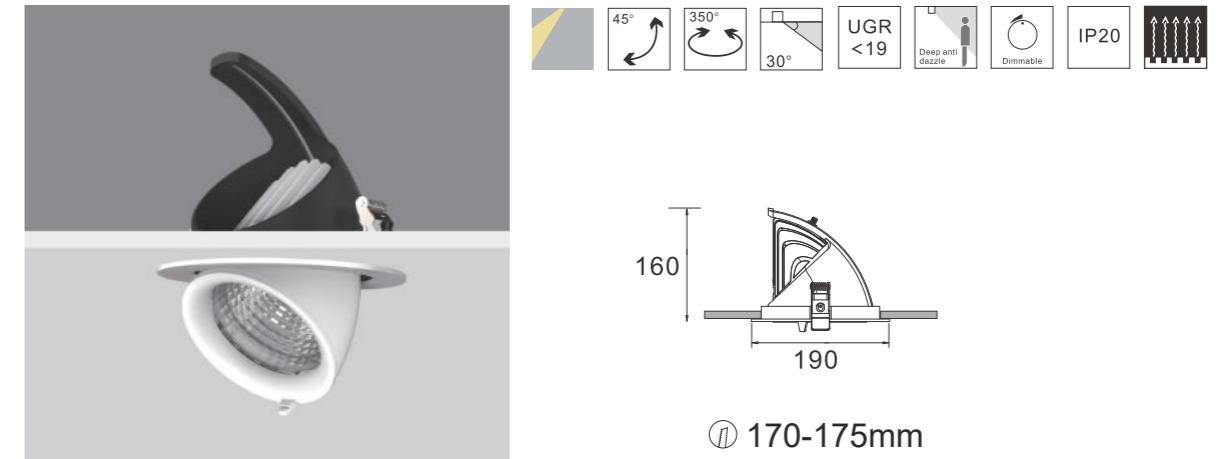
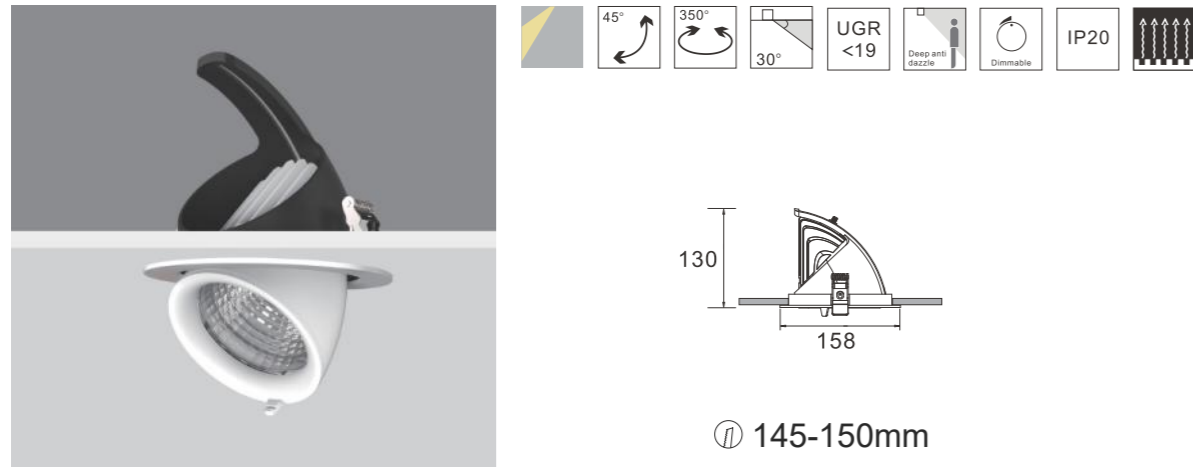
Beam angle:20° Luminous flux:2344lm



Beam angle:28° Luminous flux:2399lm



Beam angle:40° Luminous flux:2371lm



Model	Power	LED voltage	LED Current	CRI	CCT	Beam Angle	LED Output	System output	Dimming Type
KS-DL05R-530	30W	34V	800mA	90	2700K	19°	2737lm	2582lm	ON-OFF
						27°	2737lm	2592lm	TRIAC
						37°	2737lm	2500lm	1-10V
	30W	34V	800mA	90	3000K	19°	2876lm	2741lm	ON-OFF
						27°	2876lm	2741lm	TRIAC
						37°	2876lm	2627lm	1-10V
	30W	34V	800mA	90	4000K	19°	3052lm	2908lm	ON-OFF
						27°	3052lm	2908lm	TRIAC
						37°	3052lm	2787lm	1-10V
KS-DL05R-535	35W	34V	1000mA	90	2700K	19°	3417lm	3199lm	ON-OFF
						27°	3417lm	3153lm	TRIAC
						37°	3417lm	3452lm	1-10V
	35W	34V	1000mA	90	3000K	19°	3595lm	3366lm	ON-OFF
						27°	3595lm	3318lm	TRIAC
						37°	3595lm	3282lm	1-10V
	35W	34V	1000mA	90	4000K	19°	3805lm	3562lm	ON-OFF
						27°	3805lm	3511lm	TRIAC
						37°	3805lm	3473lm	1-10V

Model	Power	LED voltage	LED Current	CRI	CCT	Beam Angle	LED Output	System output	Dimming Type
KS-DL05R-630	30W	34V	800mA	90	2700K	12°	2737lm	2582lm	ON-OFF
						26°	2737lm	2518lm	TRIAC
						40°	2737lm	2500lm	1-10V
	30W	34V	800mA	90	3000K	12°	2876lm	2714lm	ON-OFF
						26°	2876lm	2646lm	TRIAC
						40°	2876lm	2627lm	1-10V
	30W	34V	800mA	90	4000K	12°	3052lm	2880lm	ON-OFF
						26°	3052lm	2807lm	TRIAC
						40°	3052lm	2787lm	1-10V
KS-DL05R-640	40W	34V	1200mA	90	2700K	12°	3417lm	3199lm	ON-OFF
						26°	3417lm	3153lm	TRIAC
						40°	3417lm	3119lm	1-10V
	40W	34V	1200mA	90	3000K	12°	3595lm	3366lm	ON-OFF
						26°	3595lm	3318lm	TRIAC
						40°	3595lm	3282lm	1-10V
	40W	34V	1200mA	90	4000K	12°	3805lm	3562lm	ON-OFF
						26°	3805lm	3511lm	TRIAC
						40°	3805lm	3473lm	1-10V

