

KAM'S®
L I G H T I N G

KAM'S®
L I G H T I N G

Create light , with ingenuity



UT25

ULTRA THIN LINEAR TRACK

Thin as cicada wings

KAM'S Light Co., Ltd
Address: No.19 Xingda Road, Yanchuan Community, Yanluo Street,
Bao'an District, Shenzhen City, Guangdong Province, China
Email: sales@kamsled.com
Web: www.kamsled.com





4.5mm Thickness

16.5mm Width



14.5mm

14.5mm

24V ULTRA THIN

LINEAR TRACK

Thin as cicada wings

9mm



The lamp has two usage modes

24V



Mode 1

switchable for 3 CCT: White Light / Natural Light / Yellow Light

Note: The power supply is equipped with conventional integrated power supply.


Mode 2

Smart control dimming and color adjustment: 2.4G / TUYA / ZigBee / MiJia
Note: need to match with the corresponding dimming color system integrated power supply, integrated power supply.



24V WOVEN TRACK

Woven track available in a variety of colors, ideal for matching



UT25 24V ULTRA THIN LINEAR TRACK

● 24V WOVEN TRACK

Product Code: K-UT25-PD

Product Size: 16.5mmx3mm

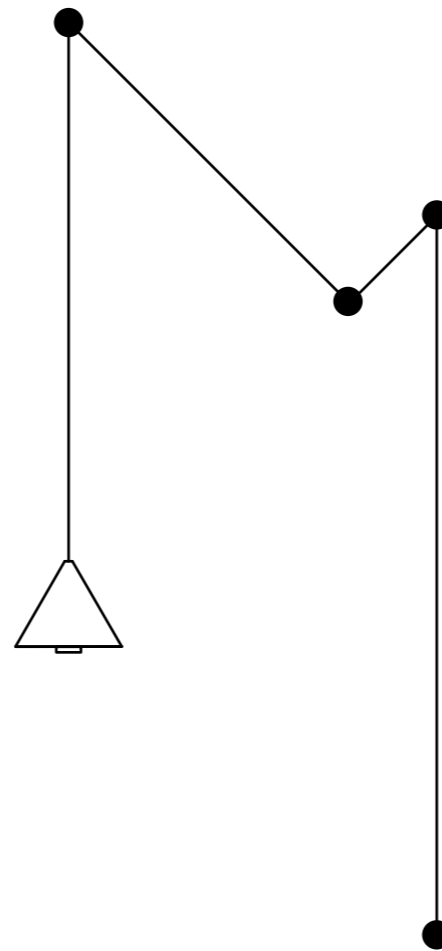
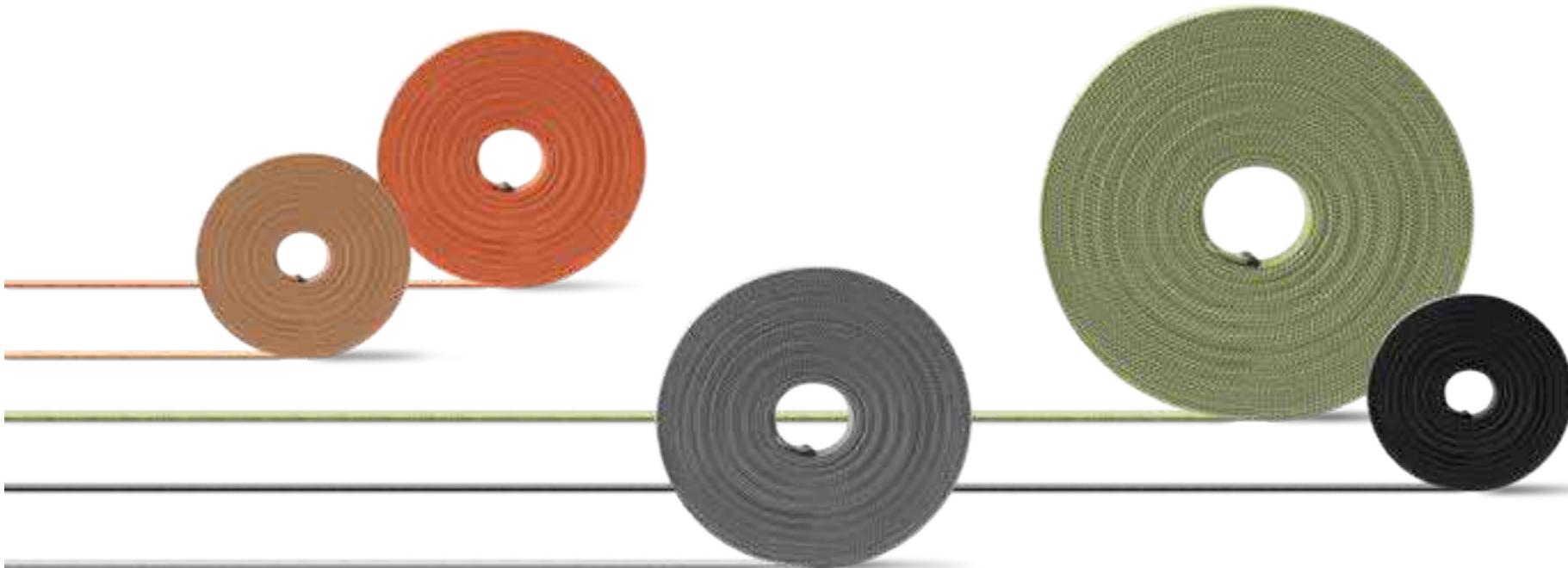
Watt: 200W(Max)

Voltage: DC 24V

Material: Hessian+ Copper

Woven track available in a variety of colors, ideal for matching

- Black
- Gray
- Green
- Khaki
- Orange



● Accessories using woven tracks



Model: K-UT25-PDDK

Name: Linker

Feature: The luminaire is connected to a braided track



Model: K-UT25-PDGK

Name: Small fixed nodes


Feature: Braided track holding adjuster bracket



Model: K-UT25-PDSR

Name: Braid track input module

Feature: Braided track power supply module



Model: K-UT25-PDYT

Name: Large fixed nodes

Feature:

1. Track conductive conversion function
2. Braided track steering installation
3. Suitable for ceiling, wall and ground installation



Model: K-UT25-DX

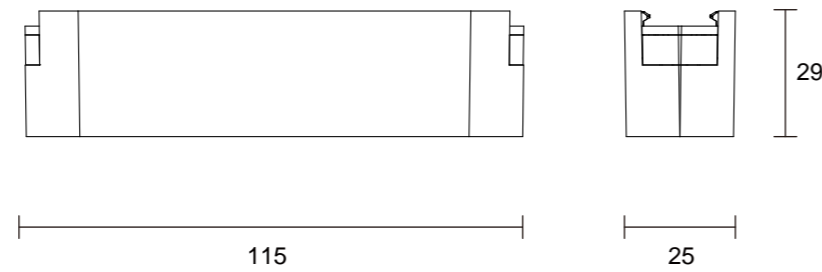
Name: Sling bag

Feature: The woven track can be used for suspension while shaping

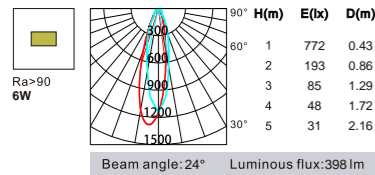
| Model | K-UT25-6T | K-UT25-6T | K-UT25-6T | | K-UT25-6T | K-UT25-6T | K-UT25-6T |
|---------------|-------------------------------|-------------------------------|-------------------------------|--|-------------------------------|-------------------------------|-------------------------------|
| Product Photo | | | | | | | |
| Dimension(mm) | | | | | | | |
| Wattage | 6W | 12W | 18W | | 6W | 12W | 18W |
| CCT | 2700K/3000K/3500K/4000K/6000K | 2700K/3000K/3500K/4000K/6000K | 2700K/3000K/3500K/4000K/6000K | | 2700K/3000K/3500K/4000K/6000K | 2700K/3000K/3500K/4000K/6000K | 2700K/3000K/3500K/4000K/6000K |
| CRI | >90 | >90 | >90 | | >90 | >90 | >90 |
| Beam Angle | 24° | 24° | 24° | | 110° | 110° | 110° |
| Lumen | 2700-3500LM | 2700-3500LM | 2700-3500LM | | 2700-3500LM | 2700-3500LM | 2700-3500LM |
| IP | IP20 | IP20 | IP20 | | IP20 | IP20 | IP20 |
| Colour | Black/White | Black/White | Black/White | | Black/White | Black/White | Black/White |
| Dimming | TRIAC/1-10V/DALI | TRIAC/1-10V/DALI | TRIAC/1-10V/DALI | | TRIAC/1-10V/DALI | TRIAC/1-10V/DALI | TRIAC/1-10V/DALI |

| Model | K-UT25-ZD6T | K-UT25-ZD12T | K-UT25-ZD18T | | K-UT25-ZD6F | K-UT25-ZD12F | K-UT25-ZD18F |
|---------------|-------------------------------|-------------------------------|-------------------------------|--|-------------------------------|-------------------------------|-------------------------------|
| Product Photo | | | | | | | |
| Dimension(mm) | | | | | | | |
| Wattage | 6W | 12W | 18W | | 6W | 12W | 18W |
| CCT | 2700K/3000K/3500K/4000K/6000K | 2700K/3000K/3500K/4000K/6000K | 2700K/3000K/3500K/4000K/6000K | | 2700K/3000K/3500K/4000K/6000K | 2700K/3000K/3500K/4000K/6000K | 2700K/3000K/3500K/4000K/6000K |
| CRI | >90 | >90 | >90 | | >90 | >90 | >90 |
| Beam Angle | 24° | 24° | 24° | | 110° | 110° | 110° |
| Lumen | 2700-3500LM | 2700-3500LM | 2700-3500LM | | 2700-3500LM | 2700-3500LM | 2700-3500LM |
| IP | IP20 | IP20 | IP20 | | IP20 | IP20 | IP20 |
| Colour | Black/White | Black/White | Black/White | | Black/White | Black/White | Black/White |
| Dimming | TRIAC/1-10V/DALI | TRIAC/1-10V/DALI | TRIAC/1-10V/DALI | | TRIAC/1-10V/DALI | TRIAC/1-10V/DALI | TRIAC/1-10V/DALI |


K-UT25-6T



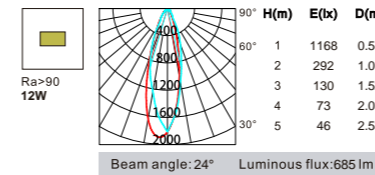
| Model | Power | LED voltage | LED Current | CRI | CCT | Beam Angle | LED Output | System output | Dimming Type |
|-----------|-------|-------------|-------------|-----|-------|------------|------------|---------------|--------------|
| K-UT25-6T | 6W | 36V | 150mA | 90 | 3000K | 24° | 642lm | 398lm | ON-OFF TRIAC |
| | 6W | 36V | 150mA | 90 | 4000K | 24° | 679lm | 421lm | ON-OFF TRIAC |
| | 6W | 36V | 150mA | 90 | 5700K | 24° | 753lm | 467lm | ON-OFF TRIAC |




K-UT25-12T



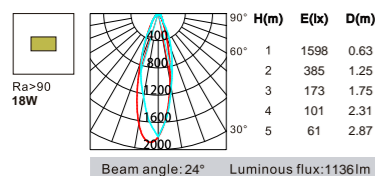
| Model | Power | LED voltage | LED Current | CRI | CCT | Beam Angle | LED Output | System output | Dimming Type |
|-----------|-------|-------------|-------------|-----|-------|------------|------------|---------------|--------------|
| KUT25-12T | 12W | 36V | 300mA | 90 | 3000K | 24° | 1284lm | 685lm | ON-OFF TRIAC |
| | 12W | 36V | 300mA | 90 | 4000K | 24° | 1358lm | 724lm | ON-OFF TRIAC |
| | 12W | 36V | 300mA | 90 | 5700K | 24° | 1506lm | 803lm | ON-OFF TRIAC |



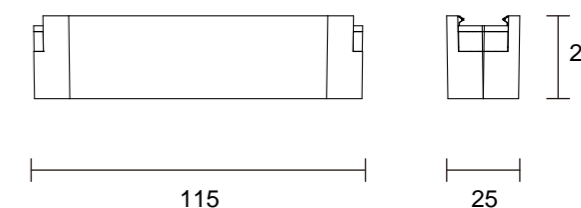

K-UT25-18T



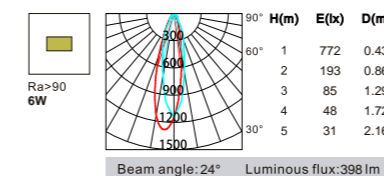
| Model | Power | LED voltage | LED Current | CRI | CCT | Beam Angle | LED Output | System output | Dimming Type |
|------------|-------|-------------|-------------|-----|-------|------------|------------|---------------|--------------|
| K-UT25-18T | 18W | 36V | 450mA | 90 | 3000K | 24° | 1426lm | 1136lm | ON-OFF TRIAC |
| | 18W | 36V | 450mA | 90 | 4000K | 24° | 1537lm | 1201lm | ON-OFF TRIAC |
| | 18W | 36V | 450mA | 90 | 5700K | 24° | 1659lm | 1332lm | ON-OFF TRIAC |





K-UT25-6F





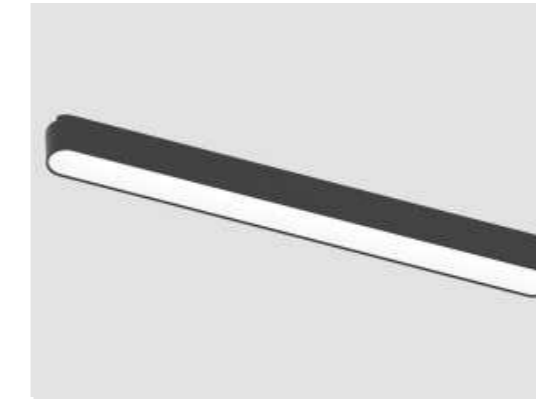
| Model | Power | LED voltage | LED Current | CRI | CCT | Beam Angle | LED Output | System output | Dimming Type |
|-----------|-------|-------------|-------------|-----|-------|------------|------------|---------------|--------------|
| K-UT25-6F | 6W | 36V | 150mA | 90 | 3000K | 110° | 642lm | 398lm | ON-OFF TRIAC |
| | 6W | 36V | 150mA | 90 | 4000K | 110° | 679lm | 421lm | ON-OFF TRIAC |
| | 6W | 36V | 150mA | 90 | 5700K | 110° | 753lm | 467lm | ON-OFF TRIAC |



K-UT25-12F

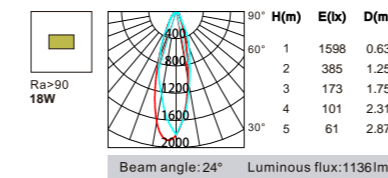
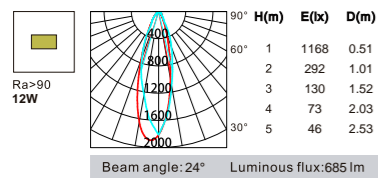


K-UT25-18F

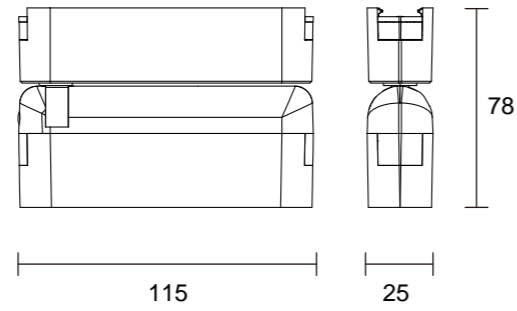



| Model | Power | LED voltage | LED Current | CRI | CCT | Beam Angle | LED Output | System output | Dimming Type |
|------------|-------|-------------|-------------|-----|-------|------------|------------|---------------|--------------|
| K-UT25-12F | 12W | 36V | 300mA | 90 | 3000K | 110° | 984lm | 685lm | ON-OFF TRIAC |
| | 12W | 36V | 300mA | 90 | 4000K | 110° | 1058lm | 724lm | ON-OFF TRIAC |
| | 12W | 36V | 300mA | 90 | 5700K | 110° | 1106lm | 803lm | ON-OFF TRIAC |

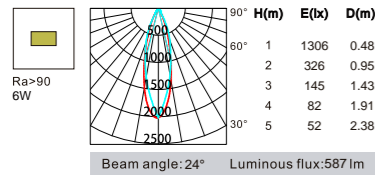
| Model | Power | LED voltage | LED Current | CRI | CCT | Beam Angle | LED Output | System output | Dimming Type |
|------------|-------|-------------|-------------|-----|-------|------------|------------|---------------|--------------|
| K-UT25-18F | 18W | 36V | 450mA | 90 | 3000K | 110° | 1526lm | 1136lm | ON-OFF TRIAC |
| | 18W | 36V | 450mA | 90 | 4000K | 110° | 1637lm | 1201lm | ON-OFF TRIAC |
| | 18W | 36V | 450mA | 90 | 5700K | 110° | 1759lm | 1332lm | ON-OFF TRIAC |



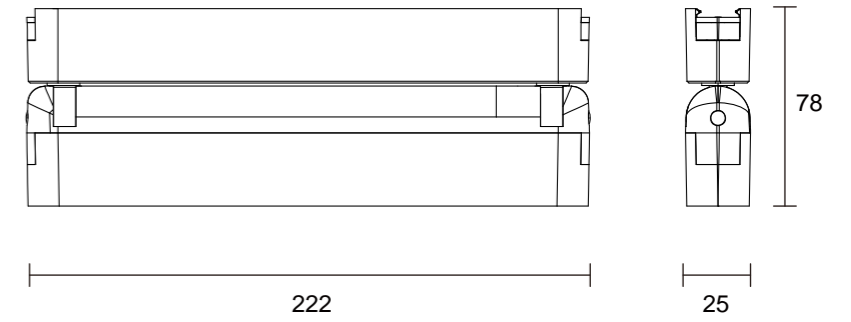
K-UT25-ZD6T




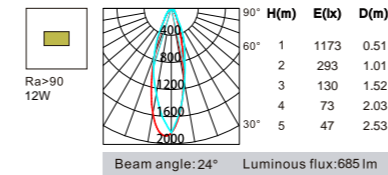
| Model | Power | LED voltage | LED Current | CRI | CCT | Beam Angle | LED Output | System output | Dimming Type |
|---|-------|-------------|-------------|-----|-------|------------|------------|---------------|--------------|
|  K-UT25-ZD6T | 6W | 36V | 150mA | 90 | 3000K | 24° | 642lm | 587lm | ON-OFF TRIAC |
| | 6W | 36V | 150mA | 90 | 4000K | 24° | 679lm | 621lm | ON-OFF TRIAC |
| | 6W | 36V | 150mA | 90 | 5700K | 24° | 753lm | 688lm | ON-OFF TRIAC |



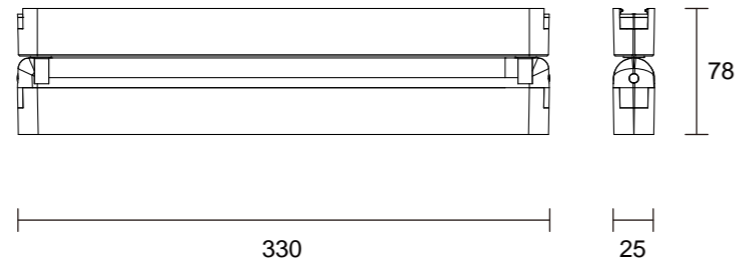
K-UT25-ZD12T



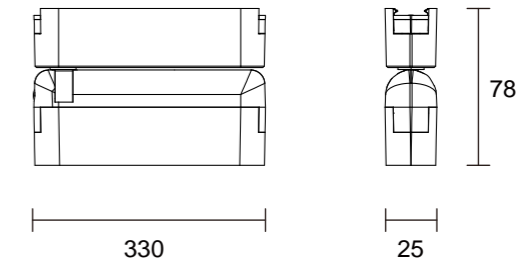
| Model | Power | LED voltage | LED Current | CRI | CCT | Beam Angle | LED Output | System output | Dimming Type |
|--|-------|-------------|-------------|-----|-------|------------|------------|---------------|--------------|
|  K-UT25-ZD12F | 12W | 36V | 300mA | 90 | 3000K | 24° | 984lm | 685lm | ON-OFF TRIAC |
| | 12W | 36V | 300mA | 90 | 4000K | 24° | 1058lm | 724lm | ON-OFF TRIAC |
| | 12W | 36V | 300mA | 90 | 5700K | 24° | 1106lm | 803lm | ON-OFF TRIAC |



K-UT25-ZD18T

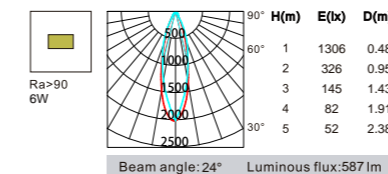
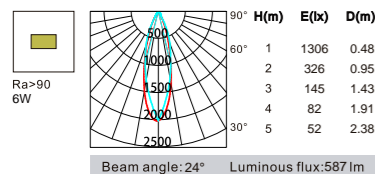


K-UT25-ZD6F

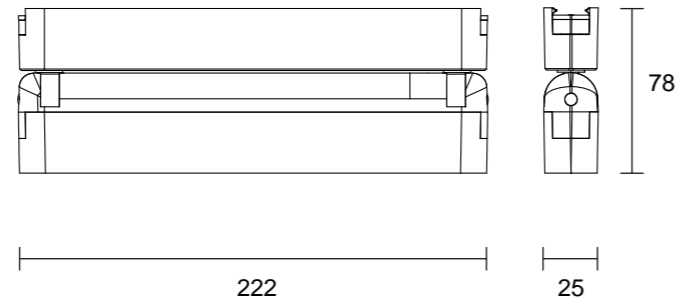


| Model | Power | LED voltage | LED Current | CRI | CCT | Beam Angle | LED Output | System output | Dimming Type |
|--------------|-------|-------------|-------------|-----|-------|------------|------------|---------------|--------------|
| K-UT25-ZD18T | 18W | 36V | 450mA | 90 | 3000K | 24° | 1526lm | 1136lm | ON-OFF TRIAC |
| | 18W | 36V | 450mA | 90 | 4000K | 24° | 1637lm | 1201lm | ON-OFF TRIAC |
| | 18W | 36V | 450mA | 90 | 5700K | 24° | 1759lm | 1332lm | ON-OFF TRIAC |

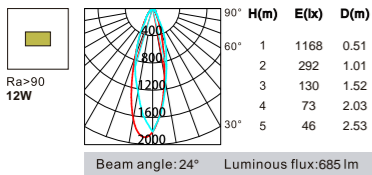
| Model | Power | LED voltage | LED Current | CRI | CCT | Beam Angle | LED Output | System output | Dimming Type |
|-------------|-------|-------------|-------------|-----|-------|------------|------------|---------------|--------------|
| K-UT25-ZD6F | 6W | 36V | 150mA | 90 | 3000K | 110° | 642lm | 587lm | ON-OFF TRIAC |
| | 6W | 36V | 150mA | 90 | 4000K | 110° | 679lm | 621lm | ON-OFF TRIAC |
| | 6W | 36V | 150mA | 90 | 5700K | 110° | 753lm | 688lm | ON-OFF TRIAC |



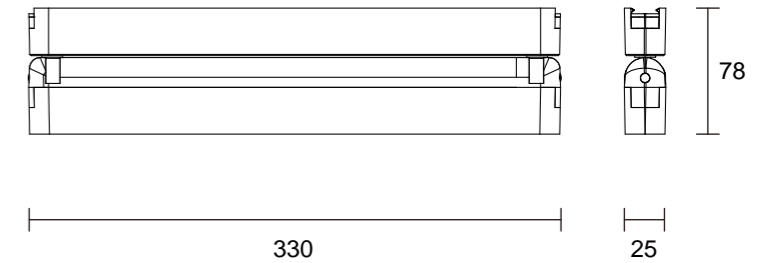

K-UT25-ZD12F



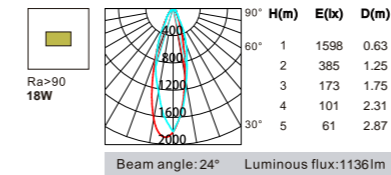
| Model | Power | LED voltage | LED Current | CRI | CCT | Beam Angle | LED Output | System output | Dimming Type |
|--------------|-------|-------------|-------------|-----|-------|------------|------------|---------------|--------------|
| K-UT25-ZD12F | 12W | 36V | 300mA | 90 | 3000K | 110° | 984lm | 685lm | ON-OFF TRIAC |
| | 12W | 36V | 300mA | 90 | 4000K | 110° | 1058lm | 724lm | ON-OFF TRIAC |
| | 12W | 36V | 300mA | 90 | 5700K | 110° | 1106lm | 803lm | ON-OFF TRIAC |



K-UT25-ZD18F

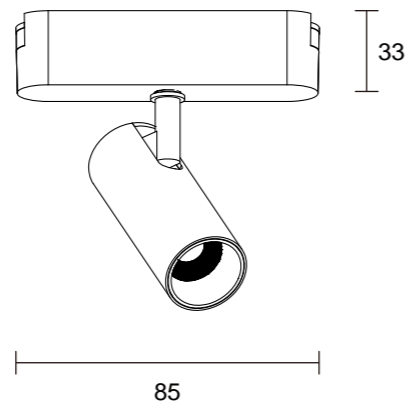


| Model | Power | LED voltage | LED Current | CRI | CCT | Beam Angle | LED Output | System output | Dimming Type |
|--------------|-------|-------------|-------------|-----|-------|------------|------------|---------------|--------------|
| K-UT25-ZD18F | 18W | 36V | 450mA | 90 | 3000K | 110° | 1526lm | 1136lm | ON-OFF TRIAC |
| | 18W | 36V | 450mA | 90 | 4000K | 110° | 1637lm | 1201lm | ON-OFF TRIAC |
| | 18W | 36V | 450mA | 90 | 5700K | 110° | 1759lm | 1332lm | ON-OFF TRIAC |

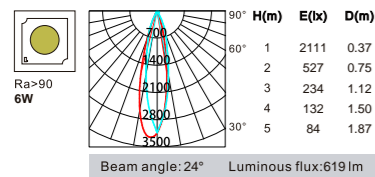


| Model | K-UT25-L33 | K-UT25-L43 | | K-UT25-L33-2 | K-UT25-L43-2 |
|---------------|-------------------------------|-------------------------------|--|-------------------------------|-------------------------------|
| Product Photo | | | | | |
| Dimension(mm) | | | | | |
| Wattage | 6W | 12W | | 6W*2 | 12W*2 |
| CCT | 2700K/3000K/3500K/4000K/6000K | 2700K/3000K/3500K/4000K/6000K | | 2700K/3000K/3500K/4000K/6000K | 2700K/3000K/3500K/4000K/6000K |
| CRI | >90 | >90 | | >90 | >90 |
| Beam Angle | 24° | 24° | | 24° | 24° |
| Lumen | 2700-3500LM | 2700-3500LM | | 2700-3500LM | 2700-3500LM |
| IP | IP20 | IP20 | | IP20 | IP20 |
| Colour | Black/White | Black/White | | Black/White | Black/White |
| Dimming | TRIAC/1-10V/DALI | TRIAC/1-10V/DALI | | TRIAC/1-10V/DALI | TRIAC/1-10V/DALI |

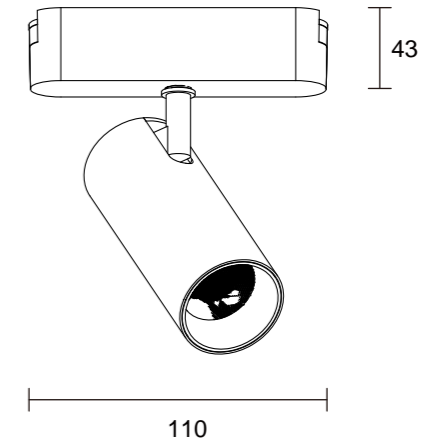
K-UT25-L33



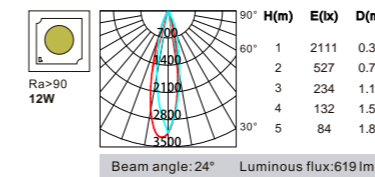
| Model | Power | LED voltage | LED Current | CRI | CCT | Beam Angle | LED Output | System output | Dimming Type |
|------------|-------|-------------|-------------|-----|-------|------------|------------|---------------|--------------|
| K-UT25-L33 | 6W | 36V | 150mA | 90 | 3000K | 24° | 642lm | 619lm | ON-OFF TRIAC |
| | 6W | 36V | 150mA | 90 | 4000K | 24° | 679lm | 655lm | ON-OFF TRIAC |
| | 6W | 36V | 150mA | 90 | 5700K | 24° | 753lm | 727lm | ON-OFF TRIAC |



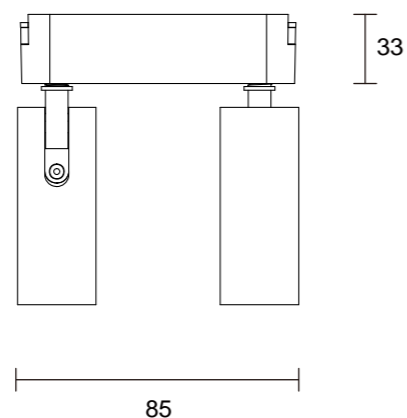
K-UT25-L43



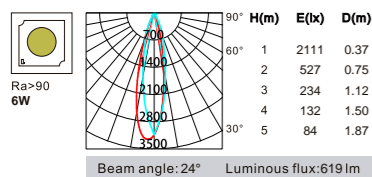
| Model | Power | LED voltage | LED Current | CRI | CCT | Beam Angle | LED Output | System output | Dimming Type |
|------------|-------|-------------|-------------|-----|-------|------------|------------|---------------|--------------|
| K-UT25-L43 | 12W | 36V | 300mA | 90 | 3000K | 24° | 1284lm | 685lm | ON-OFF TRIAC |
| | 12W | 36V | 300mA | 90 | 4000K | 24° | 1358lm | 724lm | ON-OFF TRIAC |
| | 12W | 36V | 300mA | 90 | 5700K | 24° | 1506lm | 803lm | ON-OFF TRIAC |



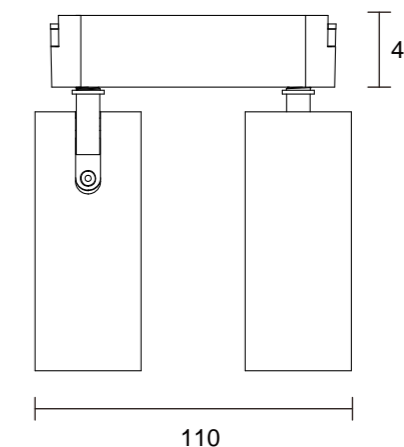
K-UT25-L33-2



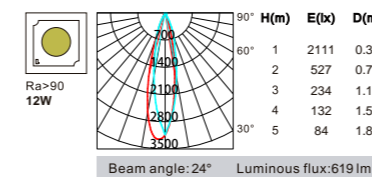
| Model | Power | LED voltage | LED Current | CRI | CCT | Beam Angle | LED Output | System output | Dimming Type |
|--------------|-------|-------------|-------------|-----|-------|------------|------------|---------------|--------------|
| K-UT25-L33-2 | 6W | 36V | 150mA | 90 | 3000K | 24° | 963lm | 619lm | ON-OFF TRIAC |
| | 6W | 36V | 150mA | 90 | 4000K | 24° | 1019lm | 655lm | ON-OFF TRIAC |
| | 6W | 36V | 150mA | 90 | 5700K | 24° | 1131lm | 727lm | ON-OFF TRIAC |



K-UT25-L43-2

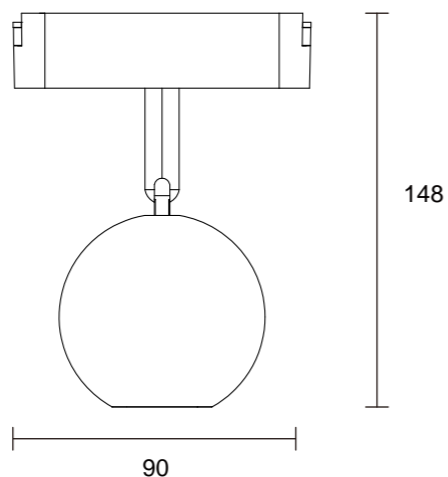


| Model | Power | LED voltage | LED Current | CRI | CCT | Beam Angle | LED Output | System output | Dimming Type |
|--------------|-------|-------------|-------------|-----|-------|------------|------------|---------------|--------------|
| K-UT25-L43-2 | 12W | 36V | 300mA | 90 | 3000K | 24° | 1284lm | 685lm | ON-OFF TRIAC |
| | 12W | 36V | 300mA | 90 | 4000K | 24° | 1358lm | 724lm | ON-OFF TRIAC |
| | 12W | 36V | 300mA | 90 | 5700K | 24° | 1506lm | 803lm | ON-OFF TRIAC |

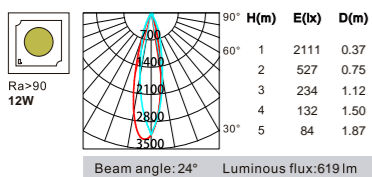


| Model | K-UT25-Q80 | K-UT25-B80 | K-UT25-MD90 | | K-UT25-YSBD | K-UT25-TD68 | K-UT25-DT68F |
|---------------|-------------------------------|-------------------------------|-------------------------------|--|-------------------------------|-------------------------------|-------------------------------|
| Product Photo | | | | | | | |
| Dimension(mm) | | | | | | | |
| Wattage | 12W | 6W | 6W | | 6W | 6W | 6W |
| CCT | 2700K/3000K/3500K/4000K/6000K | 2700K/3000K/3500K/4000K/6000K | 2700K/3000K/3500K/4000K/6000K | | 2700K/3000K/3500K/4000K/6000K | 2700K/3000K/3500K/4000K/6000K | 2700K/3000K/3500K/4000K/6000K |
| CRI | >90 | >90 | >90 | | >90 | >90 | >90 |
| Beam Angle | 24° | 120° | 24° | | 120° | 24° | 110° |
| Lumen | 2700-3500LM | 2700-3500LM | 2700-3500LM | | 2700-3500LM | 2700-3500LM | 2700-3500LM |
| IP | IP20 | IP20 | IP20 | | IP20 | IP20 | IP20 |
| Colour | Black/White | Black/White | Black/White | | Black/White | Black/White | Black/White |
| Dimming | TRIAC/1-10V/DALI | TRIAC/1-10V/DALI | TRIAC/1-10V/DALI | | TRIAC/1-10V/DALI | TRIAC/1-10V/DALI | TRIAC/1-10V/DALI |

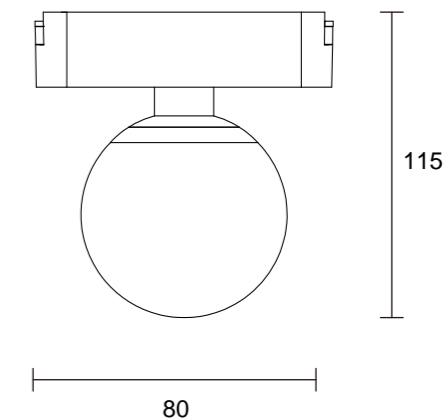
K-UT25-Q80



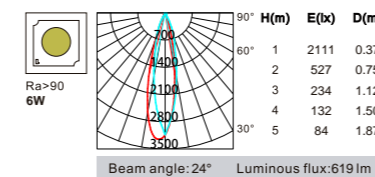
| Model | Power | LED voltage | LED Current | CRI | CCT | Beam Angle | LED Output | System output | Dimming Type |
|------------|-------|-------------|-------------|-----|-------|------------|------------|---------------|--------------|
| K-UT25-Q80 | 12W | 36V | 300mA | 90 | 3000K | 24° | 963lm | 619lm | ON-OFF TRIAC |
| | 12W | 36V | 300mA | 90 | 4000K | 24° | 1019lm | 655lm | ON-OFF TRIAC |
| | 12W | 36V | 300mA | 90 | 5700K | 24° | 1131lm | 727lm | ON-OFF TRIAC |



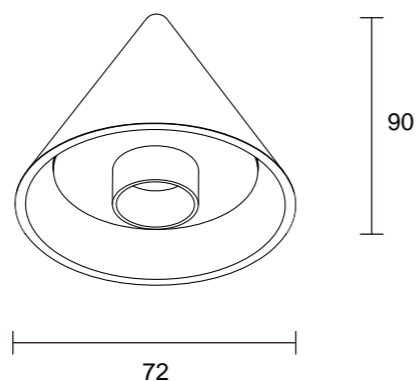
K-UT25-B80



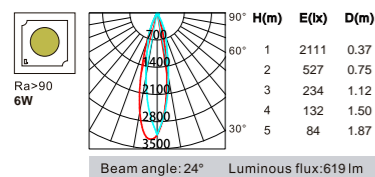
| Model | Power | LED voltage | LED Current | CRI | CCT | Beam Angle | LED Output | System output | Dimming Type |
|------------|-------|-------------|-------------|-----|-------|------------|------------|---------------|--------------|
| K-UT25-B80 | 6W | 36V | 150mA | 90 | 3000K | 24° | 1284lm | 685lm | ON-OFF TRIAC |
| | 6W | 36V | 150mA | 90 | 4000K | 24° | 1358lm | 724lm | ON-OFF TRIAC |
| | 6W | 36V | 150mA | 90 | 5700K | 24° | 1506lm | 803lm | ON-OFF TRIAC |



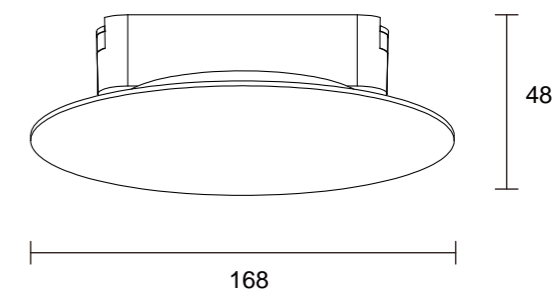


K-UT25-MD90



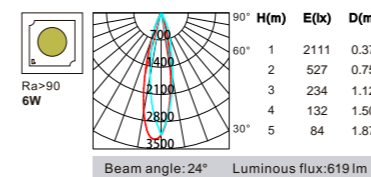
| Model | Power | LED voltage | LED Current | CRI | CCT | Beam Angle | LED Output | System output | Dimming Type |
|-------------|-------|-------------|-------------|-----|-------|------------|------------|---------------|--------------|
| K-UT25-MD90 | 6W | 36V | 300mA | 90 | 3000K | 24° | 963lm | 619lm | ON-OFF TRIAC |
| | 6W | 36V | 300mA | 90 | 4000K | 24° | 1019lm | 655lm | ON-OFF TRIAC |
| | 6W | 36V | 300mA | 90 | 5700K | 24° | 1131lm | 727lm | ON-OFF TRIAC |



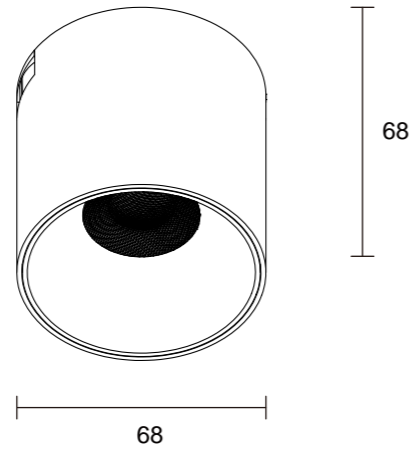

K-UT25-YSBD



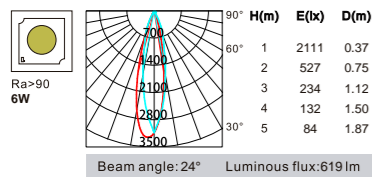
| Model | Power | LED voltage | LED Current | CRI | CCT | Beam Angle | LED Output | System output | Dimming Type |
|-------------|-------|-------------|-------------|-----|-------|------------|------------|---------------|--------------|
| K-UT25-YSBD | 6W | 36V | 150mA | 90 | 3000K | 120° | 1284lm | 685lm | ON-OFF TRIAC |
| | 6W | 36V | 150mA | 90 | 4000K | 120° | 1358lm | 724lm | ON-OFF TRIAC |
| | 6W | 36V | 150mA | 90 | 5700K | 120° | 1506lm | 803lm | ON-OFF TRIAC |



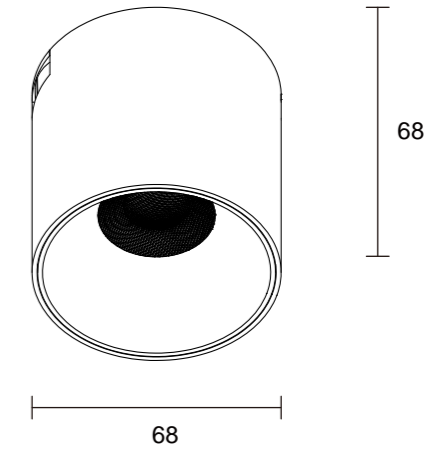
K-UT25-TD68



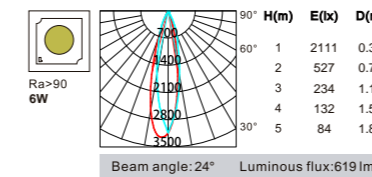
| Model | Power | LED voltage | LED Current | CRI | CCT | Beam Angle | LED Output | System output | Dimming Type |
|-------------|-------|-------------|-------------|-----|-------|------------|------------|---------------|--------------|
| K-UT25-TD68 | 6W | 36V | 300mA | 90 | 3000K | 24° | 963lm | 619lm | ON-OFF TRIAC |
| | 6W | 36V | 300mA | 90 | 4000K | 24° | 1019lm | 655lm | ON-OFF TRIAC |
| | 6W | 36V | 300mA | 90 | 5700K | 24° | 1131lm | 727lm | ON-OFF TRIAC |



K-UT25-TD68F



| Model | Power | LED voltage | LED Current | CRI | CCT | Beam Angle | LED Output | System output | Dimming Type |
|--------------|-------|-------------|-------------|-----|-------|------------|------------|---------------|--------------|
| K-UT25-TD68F | 6W | 36V | 150mA | 90 | 3000K | 110° | 1284lm | 685lm | ON-OFF TRIAC |
| | 6W | 36V | 150mA | 90 | 4000K | 110° | 1358lm | 724lm | ON-OFF TRIAC |
| | 6W | 36V | 150mA | 90 | 5700K | 110° | 1506lm | 803lm | ON-OFF TRIAC |



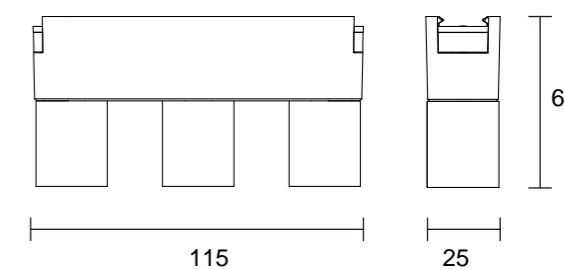
| Model | K-UT25-3TM | K-UT25-6TM | K-UT25-9TM | | K-UT25-ZD6F-L33 | K-UT25-ZD6T-L33 | K-UT25-ZD6F-3TM | K-UT25-ZD6T-3TM |
|---------------|-------------------------------|-------------------------------|-------------------------------|--|-------------------------------|-------------------------------|-------------------------------|-------------------------------|
| Product Photo | | | | | | | | |
| Dimension(mm) | | | | | | | | |
| Wattage | 6W | 12W | 18W | | 6W*2 | 6W*2 | 6W*2 | 6W*2 |
| CCT | 2700K/3000K/3500K/4000K/6000K | 2700K/3000K/3500K/4000K/6000K | 2700K/3000K/3500K/4000K/6000K | | 2700K/3000K/3500K/4000K/6000K | 2700K/3000K/3500K/4000K/6000K | 2700K/3000K/3500K/4000K/6000K | 2700K/3000K/3500K/4000K/6000K |
| CRI | >90 | >90 | >90 | | >90 | >90 | >90 | >90 |
| Beam Angle | 24° | 24° | 24° | | 110°/24° | 24° | 110°/24° | 24° |
| Lumen | 2700-3500LM | 2700-3500LM | 2700-3500LM | | 2700-3500LM | 2700-3500LM | 2700-3500LM | 2700-3500LM |
| IP | IP20 | IP20 | IP20 | | IP20 | IP20 | IP20 | IP20 |
| Colour | Black/White | Black/White | Black/White | | Black/White | Black/White | Black/White | Black/White |
| Dimming | TRIAC/1-10V/DALI | TRIAC/1-10V/DALI | TRIAC/1-10V/DALI | | TRIAC/1-10V/DALI | TRIAC/1-10V/DALI | TRIAC/1-10V/DALI | TRIAC/1-10V/DALI |

| Model | K-UT25-ZD6F-L33*2 | K-UT25-ZD6T-L33*2 | K-UT25-ZD6F-6TM | | K-UT25-ZD6T-6TM | K-UT25-TD68 | K-UT25-DT68F |
|---------------|-------------------------------|-------------------------------|-------------------------------|--|-------------------------------|-------------------------------|-------------------------------|
| Product Photo | | | | | | | |
| Dimension(mm) | | | | | | | |
| Wattage | 6W*3 | 6W*3 | 6W+12W | | 6W+12W | 14W | 28W |
| CCT | 2700K/3000K/3500K/4000K/6000K | 2700K/3000K/3500K/4000K/6000K | 2700K/3000K/3500K/4000K/6000K | | 2700K/3000K/3500K/4000K/6000K | 2700K/3000K/3500K/4000K/6000K | 2700K/3000K/3500K/4000K/6000K |
| CRI | >90 | >90 | >90 | | >90 | >90 | >90 |
| Beam Angle | 110°/24° | 120° | 110°/24° | | 24° | 360° | 360° |
| Lumen | 2700-3500LM | 2700-3500LM | 2700-3500LM | | 2700-3500LM | 2700-3500LM | 2700-3500LM |
| IP | IP20 | IP20 | IP20 | | IP20 | IP20 | IP20 |
| Colour | Black/White | Black/White | Black/White | | Black/White | Black/White | Black/White |
| Dimming | TRIAC/1-10V/DALI | TRIAC/1-10V/DALI | TRIAC/1-10V/DALI | | TRIAC/1-10V/DALI | TRIAC/1-10V/DALI | TRIAC/1-10V/DALI |

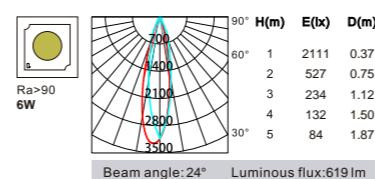
K-UT25-3TM

4.5mm Thickness

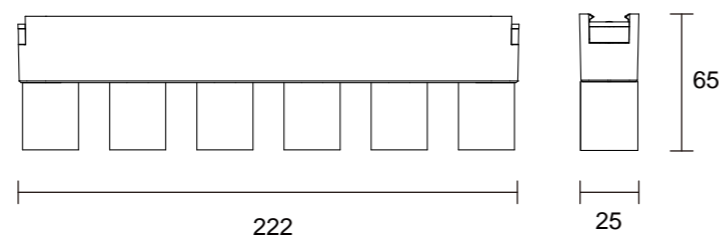
16.5mm Width



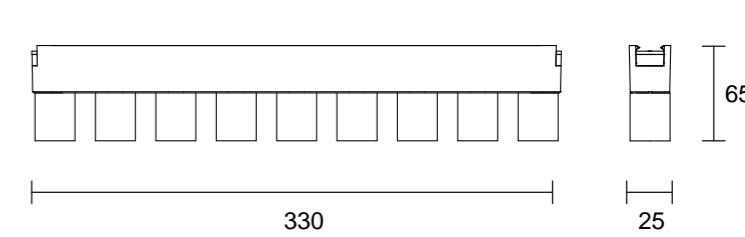
| Model | Power | LED voltage | LED Current | CRI | CCT | Beam Angle | LED Output | System output | Dimming Type |
|------------|-------|-------------|-------------|-----|-------|------------|------------|---------------|--------------|
| K-UT25-3TM | 6W | 36V | 150mA | 90 | 3000K | 24° | 963lm | 619lm | ON-OFF TRIAC |
| | 6W | 36V | 150mA | 90 | 4000K | 24° | 1019lm | 655lm | ON-OFF TRIAC |
| | 6W | 36V | 150mA | 90 | 5700K | 24° | 1131lm | 727lm | ON-OFF TRIAC |



K-UT25-6TM

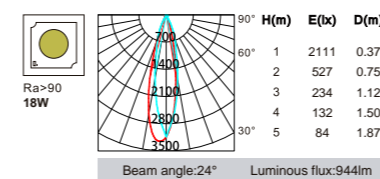
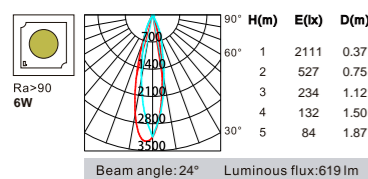


K-UT25-9TM

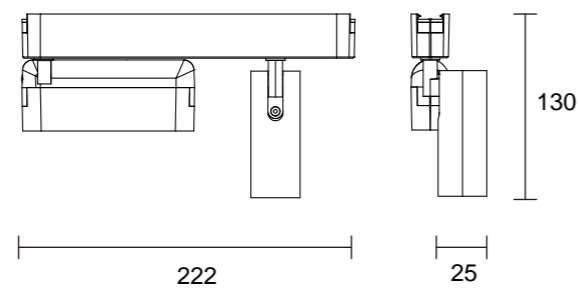


| Model | Power | LED voltage | LED Current | CRI | CCT | Beam Angle | LED Output | System output | Dimming Type |
|------------|-------|-------------|-------------|-----|-------|------------|------------|---------------|--------------|
| K-UT25-6TM | 12W | 36V | 300mA | 90 | 3000K | 24° | 1284lm | 685lm | ON-OFF TRIAC |
| | 12W | 36V | 300mA | 90 | 4000K | 24° | 1358lm | 724lm | ON-OFF TRIAC |
| | 12W | 36V | 300mA | 90 | 5700K | 24° | 1506lm | 803lm | ON-OFF TRIAC |

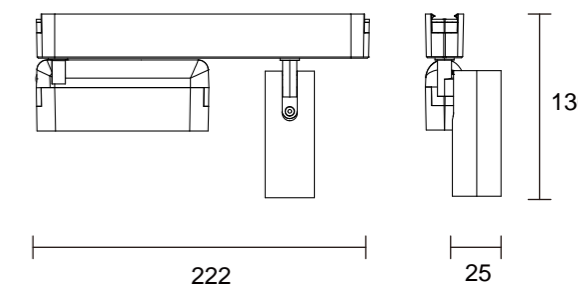
| Model | Power | LED voltage | LED Current | CRI | CCT | Beam Angle | LED Output | System output | Dimming Type |
|------------|-------|-------------|-------------|-----|-------|------------|------------|---------------|--------------|
| K-UT25-9TM | 18W | 36V | 450mA | 90 | 3000K | 24° | 963lm | 944lm | ON-OFF TRIAC |
| | 18W | 36V | 450mA | 90 | 4000K | 24° | 1019lm | 655lm | ON-OFF TRIAC |
| | 18W | 36V | 450mA | 90 | 5700K | 24° | 1131lm | 727lm | ON-OFF TRIAC |



K-UT25-ZD6T-L33

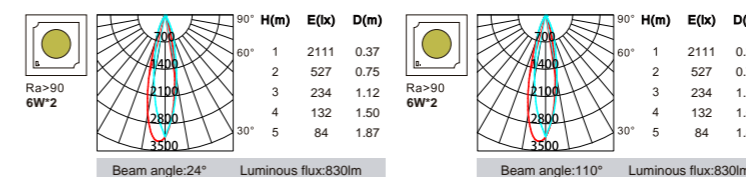
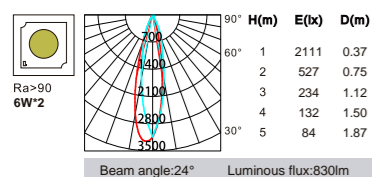


K-UT25-ZD6F-L33

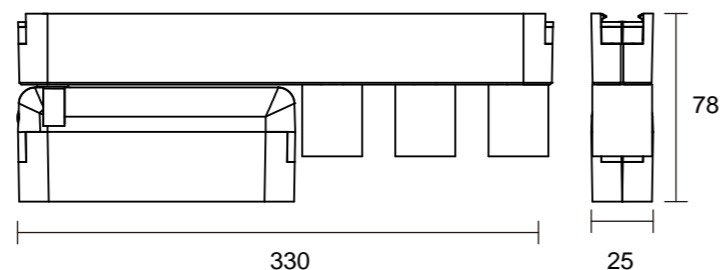


| Model | Power | LED voltage | LED Current | CRI | CCT | Beam Angle | LED Output | System output | Dimming Type |
|-----------------|-------|-------------|-------------|-----|-------|------------|------------|---------------|--------------|
| K-UT25-ZD6T-L33 | 6W*2 | 36V | 300mA | 90 | 3000K | 24° | 1284lm | 685lm | ON-OFF TRIAC |
| | 6W*2 | 36V | 300mA | 90 | 4000K | 24° | 1358lm | 724lm | ON-OFF TRIAC |
| | 6W*2 | 36V | 300mA | 90 | 5700K | 24° | 1506lm | 803lm | ON-OFF TRIAC |

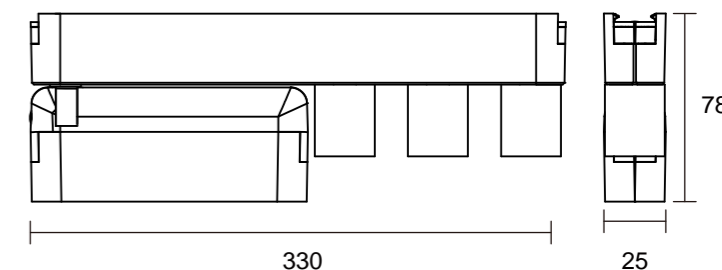
| Model | Power | LED voltage | LED Current | CRI | CCT | Beam Angle | LED Output | System output | Dimming Type |
|-----------------|-------|-------------|-------------|-----|-------|-------------|------------------|----------------|--------------|
| K-UT25-ZD6F-L33 | 6W*2 | 36V | 300mA | 90 | 3000K | 24° 110° | 1284lm 1284lm | 685lm 685lm | ON-OFF TRIAC |
| | 6W*2 | 36V | 300mA | 90 | 4000K | 24° 110° | 1358lm 1358lm | 724lm 724lm | ON-OFF TRIAC |
| | 6W*2 | 36V | 300mA | 90 | 5700K | 24° 110° | 1506lm 1506lm | 803lm 803lm | ON-OFF TRIAC |



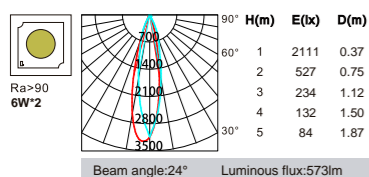
K-UT25-ZD6T-3TM



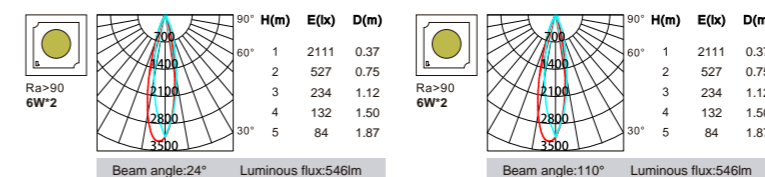
K-UT25-ZD6F-3TM



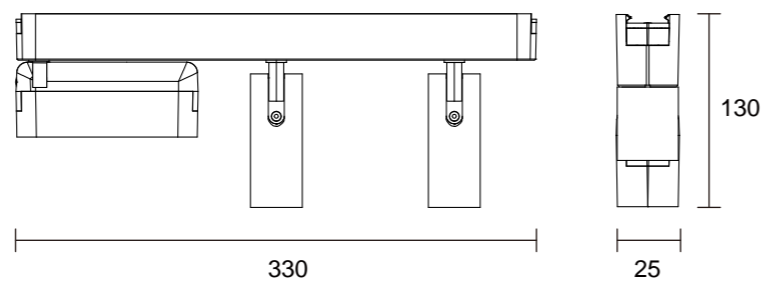
| Model | Power | LED voltage | LED Current | CRI | CCT | Beam Angle | LED Output | System output | Dimming Type |
|-----------------|-------|-------------|-------------|-----|-------|------------|------------|---------------|--------------|
| K-UT25-ZD6T-L33 | 6W*2 | 36V | 300mA | 90 | 3000K | 24° | 1284lm | 573lm | ON-OFF TRIAC |
| | 6W*2 | 36V | 300mA | 90 | 4000K | 24° | 1358lm | 724lm | ON-OFF TRIAC |
| | 6W*2 | 36V | 300mA | 90 | 5700K | 24° | 1506lm | 803lm | ON-OFF TRIAC |



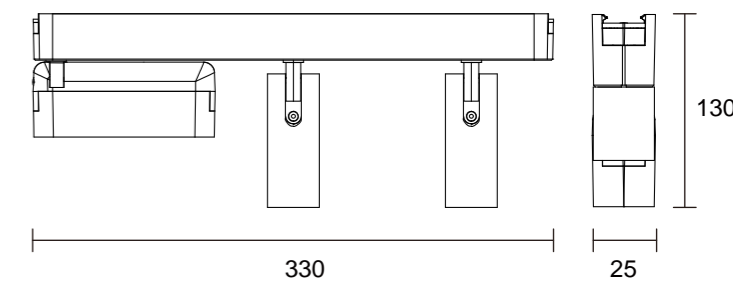
| Model | Power | LED voltage | LED Current | CRI | CCT | Beam Angle | LED Output | System output | Dimming Type |
|-----------------|-------|-------------|-------------|-----|-------|-------------|------------|---------------|--------------|
| K-UT25-ZD6F-3TM | 6W*2 | 36V | 300mA | 90 | 3000K | 110° 24° | 1284lm | 546lm | ON-OFF TRIAC |
| | 6W*2 | 36V | 300mA | 90 | 4000K | 110° 24° | 1358lm | 724lm | ON-OFF TRIAC |
| | 6W*2 | 36V | 300mA | 90 | 5700K | 110° 24° | 1506lm | 803lm | ON-OFF TRIAC |





K-UT25-ZD6T-L33*2

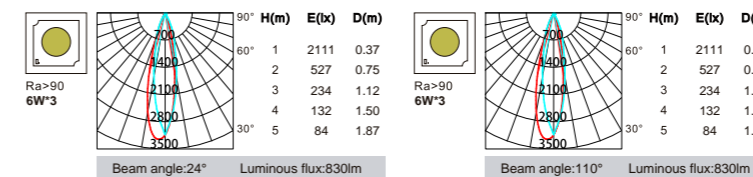
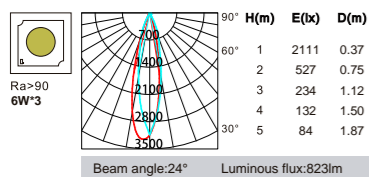


K-UT25-ZD6F-L33*2

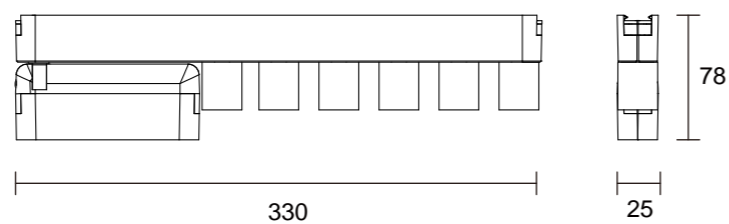


| Model | Power | LED voltage | LED Current | CRI | CCT | Beam Angle | LED Output | System output | Dimming Type |
|---|-------|-------------|-------------|-----|-------|------------|------------|---------------|--------------|
|  K-UT25-ZD6T-L33*2 | 6W*3 | 36V | 300mA | 90 | 3000K | 24° | 1284lm | 823lm | ON-OFF TRIAC |
| | 6W*3 | 36V | 300mA | 90 | 4000K | 24° | 1358lm | 724lm | ON-OFF TRIAC |
| | 6W*3 | 36V | 300mA | 90 | 5700K | 24° | 1506lm | 803lm | ON-OFF TRIAC |

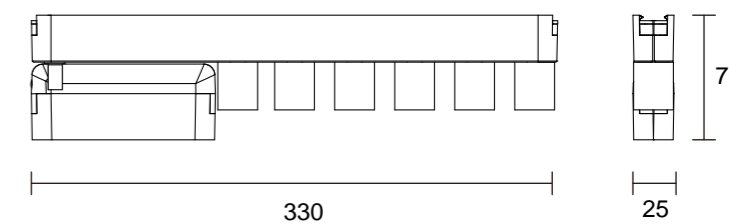

| Model | Power | LED voltage | LED Current | CRI | CCT | Beam Angle | LED Output | System output | Dimming Type |
|---|-------|-------------|-------------|-----|-------|------------|------------|---------------|--------------|
|  K-UT25-ZD6F-L33*2 | 6W*3 | 36V | 300mA | 90 | 3000K | 24° | 1284lm | 714lm | ON-OFF TRIAC |
| | 6W*3 | 36V | 300mA | 90 | 4000K | 24° | 1358lm | 724lm | ON-OFF TRIAC |
| | 6W*3 | 36V | 300mA | 90 | 5700K | 24° | 1506lm | 803lm | ON-OFF TRIAC |



K-UT25-ZD6T-6TM

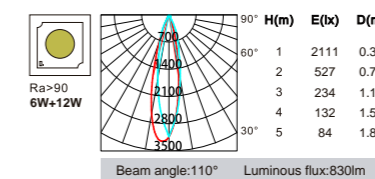
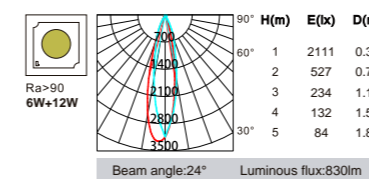
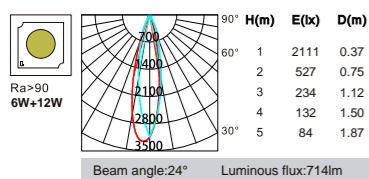


K-UT25-ZD6F-6TM

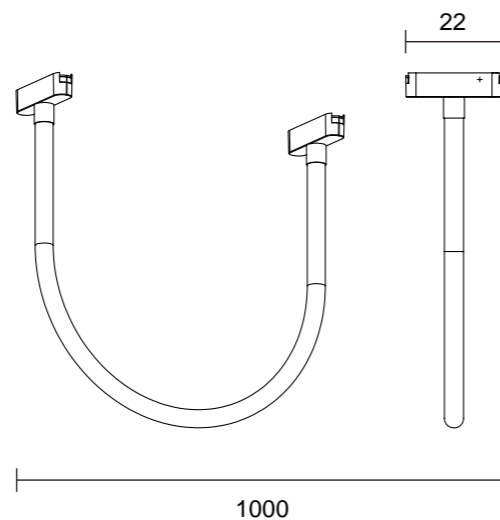



| Model | Power | LED voltage | LED Current | CRI | CCT | Beam Angle | LED Output | System output | Dimming Type |
|-----------------|--------|-------------|-------------|-----|-------|------------|------------|---------------|--------------|
| K-UT25-ZD6T-6TM | 6W+12W | 36V | 300mA | 90 | 3000K | 24° | 1284lm | 714lm | ON-OFF TRIAC |
| | 6W+12W | 36V | 300mA | 90 | 4000K | 24° | 1358lm | 724lm | ON-OFF TRIAC |
| | 6W+12W | 36V | 300mA | 90 | 5700K | 24° | 1506lm | 803lm | ON-OFF TRIAC |

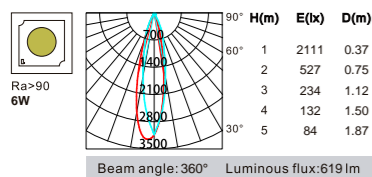
| Model | Power | LED voltage | LED Current | CRI | CCT | Beam Angle | LED Output | System output | Dimming Type |
|-----------------|--------|-------------|-------------|-----|-------|-------------|------------------|----------------|--------------|
| K-UT25-ZD6F-6TM | 6W+12W | 36V | 300mA | 90 | 3000K | 24° 110° | 1284lm 1284lm | 714lm 830lm | ON-OFF TRIAC |
| | 6W+12W | 36V | 300mA | 90 | 4000K | 24° 110° | 1358lm 1358lm | 724lm 724lm | ON-OFF TRIAC |
| | 6W+12W | 36V | 300mA | 90 | 5700K | 24° 110° | 1506lm 1506lm | 803lm 803lm | ON-OFF TRIAC |



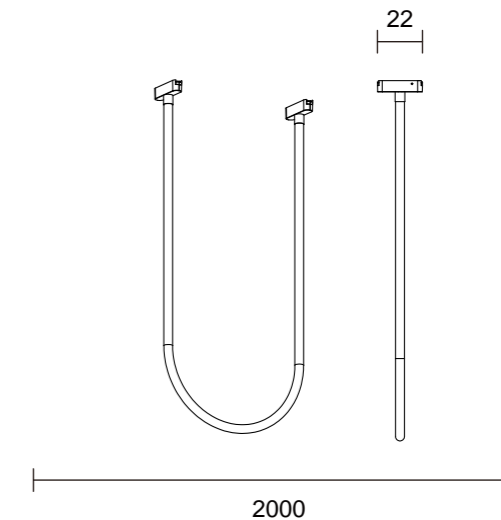

K-UT25-GR1000



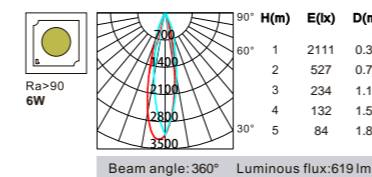
| Model | Power | LED voltage | LED Current | CRI | CCT | Beam Angle | LED Output | System output | Dimming Type |
|-------------|-------|-------------|-------------|-----|-------|------------|------------|---------------|--------------|
| K-UT25-TD68 | 14W | 36V | 300mA | 90 | 3000K | 360° | 963lm | 619lm | ON-OFF TRIAC |
| | 14W | 36V | 300mA | 90 | 4000K | 360° | 1019lm | 655lm | ON-OFF TRIAC |
| | 14W | 36V | 300mA | 90 | 5700K | 360° | 1131lm | 727lm | ON-OFF TRIAC |



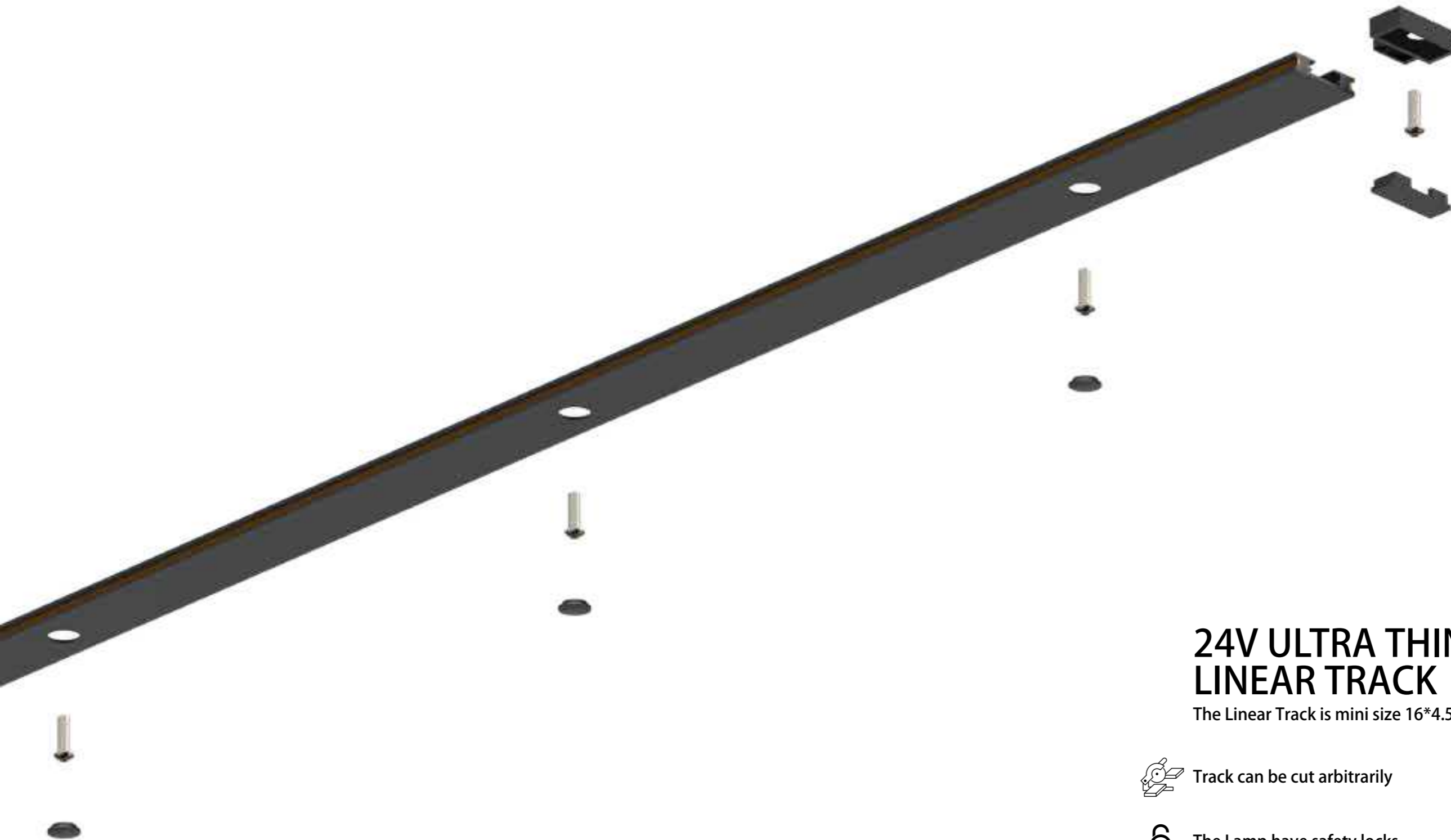
K-UT25-GR2000



| Model | Power | LED voltage | LED Current | CRI | CCT | Beam Angle | LED Output | System output | Dimming Type |
|--------------|-------|-------------|-------------|-----|-------|------------|------------|---------------|--------------|
| K-UT25-TD68F | 28W | 36V | 150mA | 90 | 3000K | 360° | 1284lm | 685lm | ON-OFF TRIAC |
| | 28W | 36V | 150mA | 90 | 4000K | 360° | 1358lm | 724lm | ON-OFF TRIAC |
| | 28W | 36V | 150mA | 90 | 5700K | 360° | 1506lm | 803lm | ON-OFF TRIAC |



K-UT25 24V ULTRA THIN LINEAR TRACK



24V ULTRA THIN LINEAR TRACK

The Linear Track is mini size 16*4.5mm

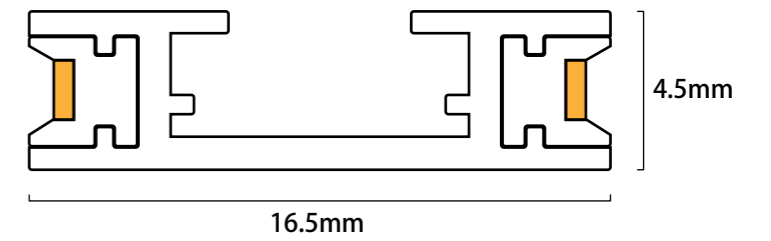



Track can be cut arbitrarily



The Lamp have safety locks

K-UT25 24V ULTRA THIN LINEAR TRACK



● 24V ULTRA THIN LINEAR TRACK

| Product Code: | Product Size: |
|---------------|-----------------|
| K-UT25-1M | 1000x16.5x4.5mm |
| K-UT25-1.5M | 1500x16.5x4.5mm |
| K-UT25-2M | 2000x16.5x4.5mm |
| K-UT25-3M | 3000x16.5x4.5mm |

Watt: 200W(Max)

Voltage: DC 24V

Color: Black / White

Material: Aluminum+ Copper

K-UT25 24V ULTRA THIN LINEAR TRACK



Seamless stitching
Easy installation



● Straight connect module

Product Code: K-UT25-I
Product Size: 36.5x16.5x4.5mm



● L connect module

Product Code: K-UT25-L
Product Size: 26.5x26.5x4.5mm



● In&Out connect module

Product Code: UT25-LV
Product Size: 21.5x21.5x4.5mm



● T connect module

Product Code: K-UT25-T
Product Size: 36.5x26.5x4.5mm



● Cross connect module

Product Code: K-UT25-+
Product Size: 36.5x36.5x4.5mm

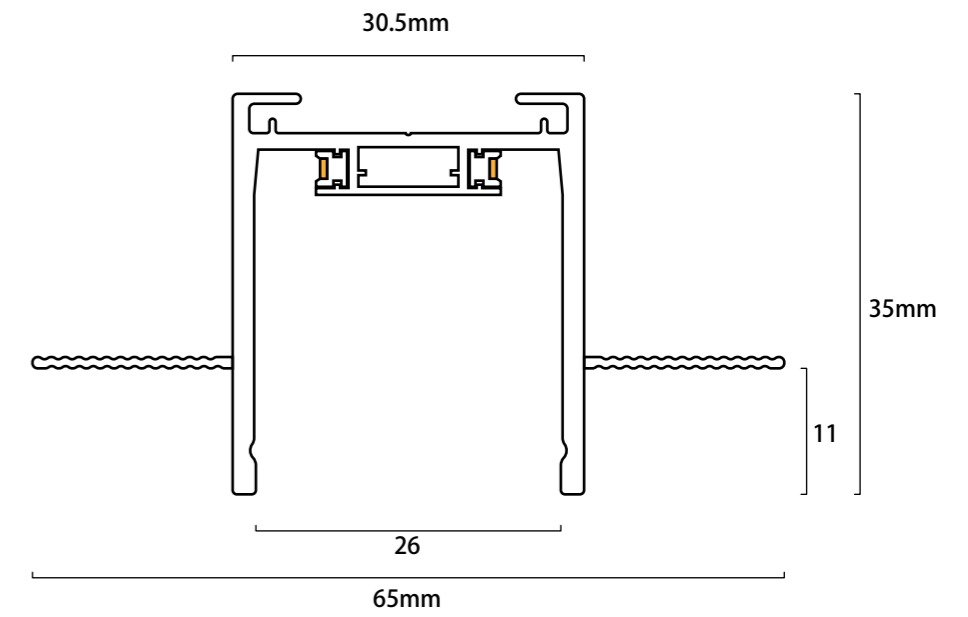
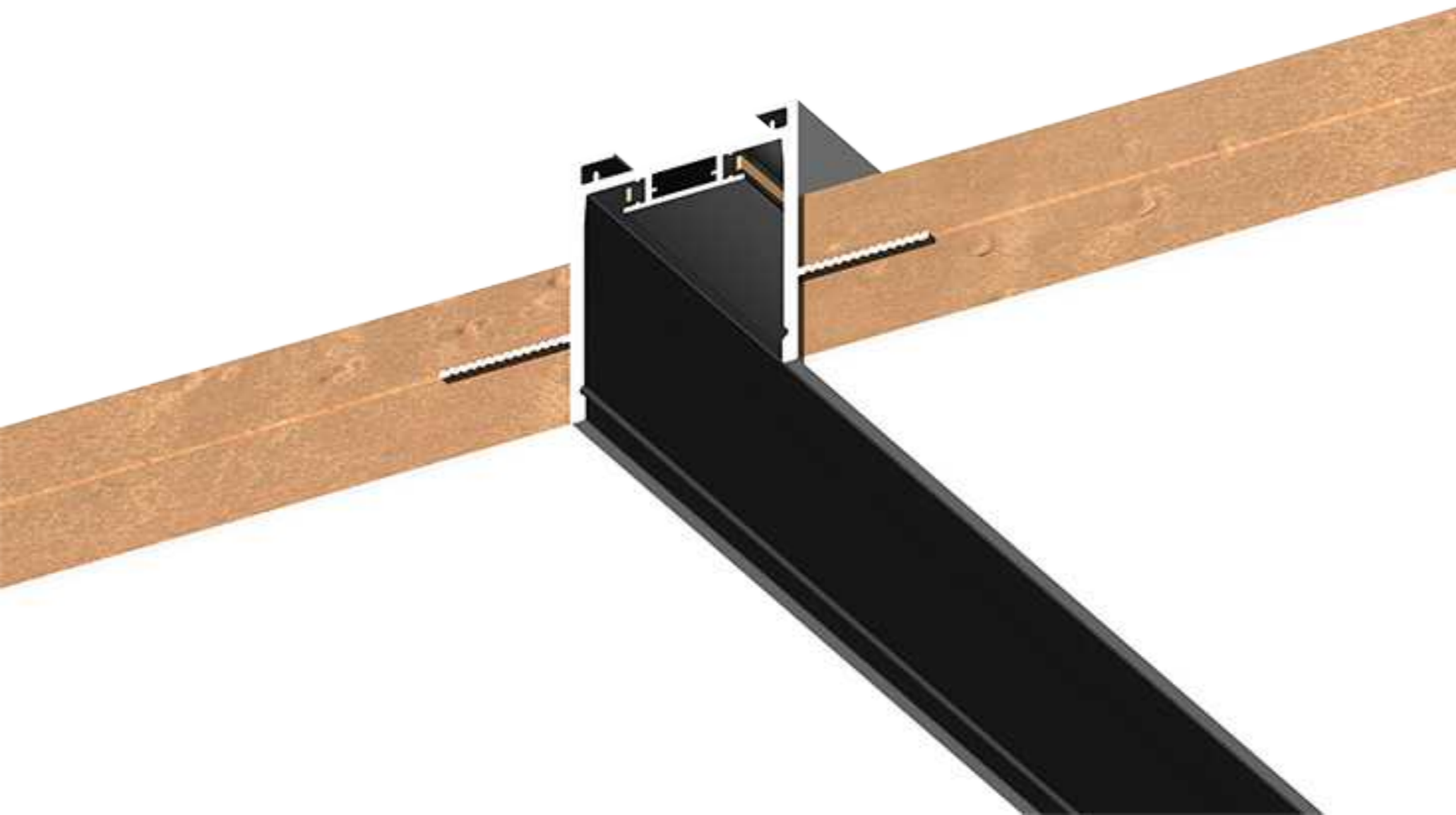
Watt: 200W(Max)

Voltage: DC 24V

Color: Black / White

Material: Aluminum+ Copper

K-UT25 24V ULTRA THIN LINEAR TRACK



● 24V CONCEALED LINEAR TRACK

Product Code:

Product Size:

K-UT25-D-1M

1000x65x35mm

K-UT25-D-1.5M

1500x65x35mm

K-UT25-D-2M

2000x65x35mm

K-UT25-D-3M

3000x65x35mm

Watt: 200W(Max)

Voltage: DC 24V

Color: Black / White

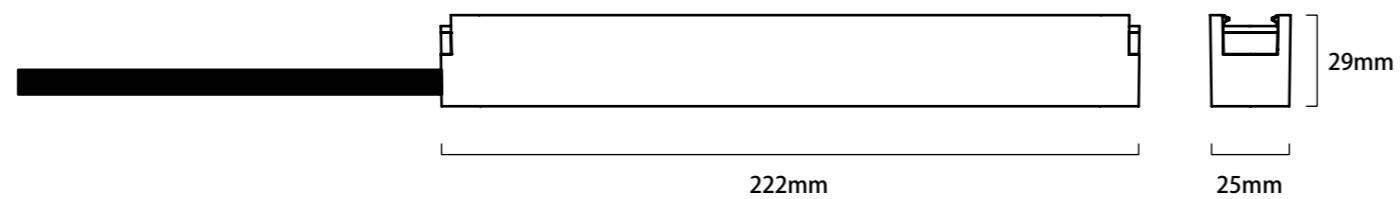

Material: Aluminum+ Copper

K-UT25 24V ULTRA THIN LINEAR TRACK

DC 24V

Color: Black / White

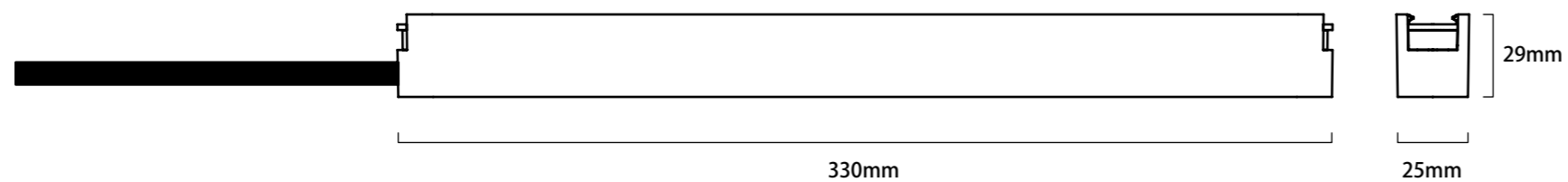
Material: Aluminum+ Copper



● **100w power supply**

Product Code: K-UT25-100W

Product Size: 222x25x29mm



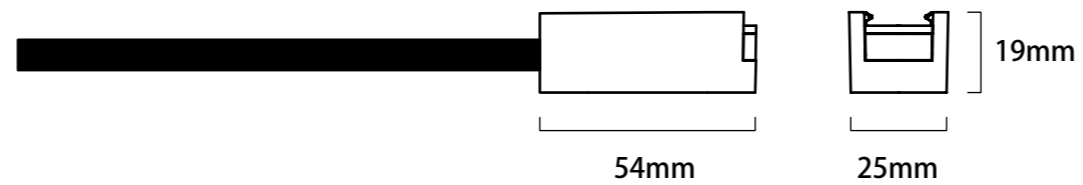

● **200w power supply**

● **100W smart power supply**

Product Code: K-UT25-200W / 100W-2.4G / 100W-TUYA / 100W-MJ

Product Size: 330x25x29mm


K-UT25 24V ULTRA THIN LINEAR TRACK



INPUT MODULE

Product Code: K-UT25-SRMK
Product Size: 54x25x19mm

The track bar is energized by connecting the input module with an external transformer



● Cable Box

Product Code: K-UT25-CXH

Product Size: 100x25x29mm

